

Inline function terminal - IB IL PWM/2-PAC - 2861632

Please be informed that the data shown in this PDF Document is generated from our Online Catalog. Please find the complete data in the user's documentation. Our General Terms of Use for Downloads are valid (<http://download.phoenixcontact.com>)

Inline function terminal for pulse width and frequency modulation or activation of impulse-driven motor control parts with pulse/direction interface, two outputs for 5 V or 24 V



Product description

Inline terminal IB IL PWM/2 offers the capability of pulse width modulation (PWM) of the output signals. It features two independently operating channels. Each of the two output signals is available as a 5 V and as a 24 V signal.

Depending on the operating mode, either the high-phase of the period, the period duration, or the frequency can be set. The following four operating modes are supported:


- Pulse width modulation
- Frequency range
- Single shot and
- Pulse/direction signal outputs

Why buy this product

- ✓ Maximum frequency of 50 kHz
- ✓ Pulse/direction signal output without integrated ramp function to control step motor power sections
- ✓ 2 independent channels
- ✓ Output of 5 V or 24 V signals
- ✓ Single pulse output (pulse length of 10 µs to 25.5 s can be set)
- ✓ Pulse width modulation (period length can be set in increments from 100 µs to 10 s, duty factor in 0.39% increments)
- ✓ Frequency output (frequency can be set between 0 and 50 kHz)



Key commercial data

Packing unit	1 pc
GTIN	 4 017918 948313
Weight per Piece (excluding packing)	155.57 g
Custom tariff number	85389091
Country of origin	Germany

Technical data

Note:

Utilization restriction	EMC: class A product, see manufacturer's declaration in the download area
-------------------------	---

Inline function terminal - IB IL PWM/2-PAC - 2861632

Technical data

Dimensions

Height	136.8 mm
Depth	71.5 mm
Width	24.4 mm

Ambient conditions

Degree of protection	IP20
----------------------	------

General

Weight	130 g
Number of connectors	2
Protection class	III, IEC 61140, EN 61140, VDE 0140-1
Connection data	Inline connectors Spring-cage connection 0.08 mm ² 1.5 mm ² 0.08 mm ² 1.5 mm ² 28 16 8 mm

Interfaces

Interface	Inline local bus
Connection method	Inline data jumper
Transmission speed	500 kBit/s
Transmission physics	Copper

Power supply

Typical current consumption	100 mA
I/O voltage	24 V DC (via voltage jumper)
Ripple	5 %
I/O voltage range	19.2 V DC ... 30 V DC (including all tolerances, including ripple)

Electrical isolation

Test section	5 V supply, incoming remote bus/7.5 V supply (bus logics) 500 V AC 50 Hz 1 min
	5 V supply, outgoing remote bus/7.5 V supply (bus logics) 500 V AC 50 Hz 1 min
	7.5 V supply (bus logics)/24 V supply (I/O) 500 V AC 50 Hz 1 min
	24 V supply (I/O) / functional earth ground 500 V AC 50 Hz 1 min

Counter input

Number of inputs	0
Operating mode	PWM, frequency generator, single-shot, pulse/direction signal

Control input

Number of inputs	0
------------------	---

Outputs

Number of outputs	2
Connection method	2-wire (shielded)
Output voltage	5 V DC
Output current	10 mA (5 V); 500 mA (24 V)

Inline function terminal - IB IL PWM/2-PAC - 2861632

Technical data

Inline potentials

Communications power U_L	7.5 V (via voltage jumper)
Current consumption from U_L	max. 130 mA
Segment supply voltage U_S	24 V DC (nominal value)
Current consumption from U_S	max. 1 A

Classifications

eCl@ss

eCl@ss 4.0	27250302
eCl@ss 4.1	27250302
eCl@ss 5.0	27250304
eCl@ss 5.1	27242605
eCl@ss 6.0	27242605
eCl@ss 7.0	27242605
eCl@ss 8.0	27242605

ETIM

ETIM 2.0	EC001430
ETIM 3.0	EC001599
ETIM 4.0	EC001601
ETIM 5.0	EC001601

UNSPSC

UNSPSC 6.01	43172015
UNSPSC 7.0901	43201404
UNSPSC 11	43172015
UNSPSC 12.01	43201404
UNSPSC 13.2	43201404

Approvals

Approvals

Approvals

UL Listed / cUL Listed / LR / GL / DNV / ABS / RINA / GL-SW / BSH / BV / BSH / UL Listed / cUL Listed / LR / GL / BV / DNV / ABS / RINA / GL-SW / GL / cULus Listed


Ex Approvals

Inline function terminal - IB IL PWM/2-PAC - 2861632

Approvals

Approvals submitted

Approval details

UL Listed 

cUL Listed 

LR

GL

DNV

ABS


RINA

GL-SW

BSH

BV

BSH

UL Listed 

cUL Listed 

LR

Inline function terminal - IB IL PWM/2-PAC - 2861632

Approvals

GL

BV

DNV

ABS

RINA

GL-SW

GL

cULus Listed 

Accessories

Accessories

Connector set

Connector set - IB IL AO/CNT-PLSET - 2732664



Connector set

Labeling panel

Labeling field - IB IL FIELD 2 - 2727501

Labeling field, width: 12.2 mm



Terminal marking

Inline function terminal - IB IL PWM/2-PAC - 2861632

Accessories

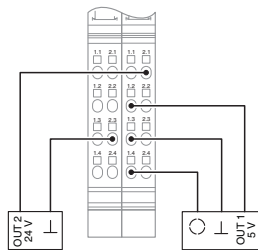
Insert strip - ESL 62X10 - 0809492



Insert strip, Sheet, white, Unlabeled, Can be labeled with: Office printing systems, Plotter: Laser printer, Mounting type: Insert, Lettering field: 62 x 10 mm

Drawings

Connection diagram



Dimensioned drawing

