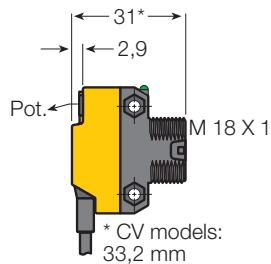
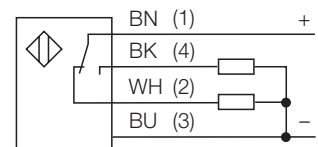


## Photoelectric sensor Reflexionslichttaster QS18VP6D



- compact housing
- rectangular
- alarm function
- LED 360° visible
- Cable, 2 m
- 

### Wiring diagram

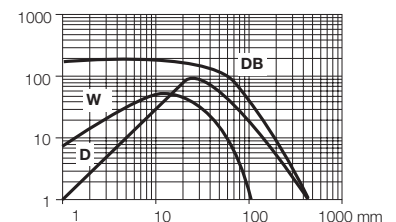


### Function principles

Like retro-reflective sensors, diffuse mode sensors contain both emitter and receiver in one housing. In this sensing mode, an object is detected by reflecting a sufficient amount of the emitted light back to the receiver and not by interruption of the beam. A target will be detected, if sufficient light is reflected back to the receiver. The switching distance of diffuse mode sensor largely depends on the reflectivity factor. Diffuse mode sensors (with and without background suppression or convergent mode sensors) are especially suited for detection of transparent object.

### Excess gain curve

Excess gain in relation to the distance



<b>Type</b>	QS18VP6D
Ident-No.	3061654
<b>Type of light</b>	IR
Wave length	940 nm
Range	450 mm
<b>Rated operational voltage (DC) <math>U_B</math></b>	10... 30 VDC
Rated operational current (DC) $I_e$	≤ 100 mA
No-load current $I_0$	≤ 32 mA
Short-circuit protection	yes, cyclic
Reverse polarity protection	yes
Output function	normally open / normally closed, PNP
Max. switching frequency	≤ 0,8 kHz
Max. switch-on delay	≤ 100 ms
Degree of protection	IP67
Operation temperature	-20...+ 70 °C
<b>Housing style</b>	rectangular; QS18
Housing material	plastic, ABS
Wiring	cable, PVC
Cable length	2 m
Cable cross section	4 x 0,8 mm <sup>2</sup>
<b>Supply voltage indication</b>	LED green
Switching status indication	LED yellow
Error indication	LED green flash
Alarm indication	LED yellow flash