


RoHS compliant



Weight : approx. 155 g

## ■ PART NUMBER DESIGNATION

HG37 - 300 - A B - 00

Series name

Gear ratio

010 : 1/10    150 : 1/150  
 030 : 1/30    200 : 1/200  
 060 : 1/60    300 : 1/300  
 120 : 1/120

Rated voltage

A : DC12 V  
 B : DC24 V

## ■ LIST OF PART NUMBER

Gear ratio	Rated voltage	
	DC12 V	DC24 V
1/10	HG37-010-AA-00	HG37-010-AB-00
1/30	HG37-030-AA-00	HG37-030-AB-00
1/60	HG37-060-AA-00	HG37-060-AB-00
1/120	HG37-120-AA-00	HG37-120-AB-00
1/150	HG37-150-AA-00	HG37-150-AB-00
1/200	HG37-200-AA-00	HG37-200-AB-00
1/300	HG37-300-AA-00	HG37-300-AB-00

※ Verify the above part numbers when placing orders.

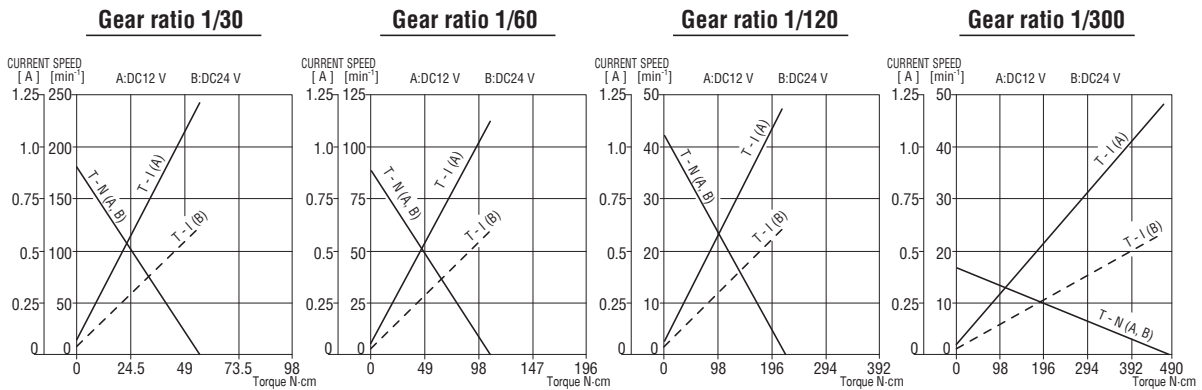
### STANDARD SPECIFICATIONS

<With gearbox>

Gear ratio		1/10	1/30	1/60	1/120	1/150	1/200	1/300
Tolerance torque	mN·m	44	147	294	588			
Rated torque	mN·m	29	98	196	392	490	588	
Rated speed	min <sup>-1</sup>	460	140	70	33	27	22	14.5
Rated current	mA	DC12 V : 280			DC24 V : 140			DC12 V : 180 DC24 V : 90
No load speed	min <sup>-1</sup>	570	173	87	41	33	26	16.3
Starting current	mA	DC12 V : 1200			DC24 V : 600			

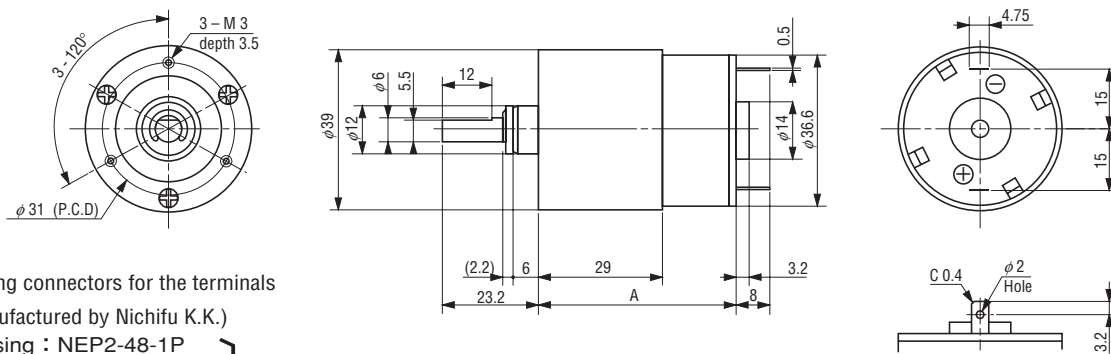
### PERFORMANCE CURVES

(Figures in the table are typical values under rated operating condition.)



### OUTLINE DIMENSIONS

(Unit: mm)



※ Mating connectors for the terminals

(Manufactured by Nichifu K.K.)

〔 Housing : NEP2-48-1P  
Terminal : CSS-64815-F3 〕

#### Marks A

Gear ratio	1/10	1/30	1/60	1/120	1/150	1/200	1/300
A	38.5	46.5	52.0				