

# Timers Multifunction Types DMB01, PMB01

CARLO GAVAZZI



DMB 01



PMB 01


- Time range 0.1 s to 100 h
- 7 knob selectable functions:
  - Op - delay on operate
  - In - interval
  - Io - interval on trigger open
  - Id - double interval
  - Dr - delay on release
  - R - symmetrical recycler ON first
  - Rb - symmetrical recycler OFF first
- Knob selection of time range
- Knob-adjustable time setting
- Automatic or manual start
- Repeatability:  $\leq 0.2\%$
- Output: 8 A SPDT or 8 A DPDT relay
- For mounting on DIN-rail in accordance with DIN/EN 50 022 or Plug-in
- 22.5 mm Euronorm or 36 mm Plug-in module housing
- Combined AC and DC power supply
- LED indication for relay status and power supply ON

## Product Description

Multi-voltage timer with 7 knob selectable functions and 7 knob selectable time ranges within 0.1s and 100h. For mounting on DIN-rail (DMB01) or Plug-in (PMB01).

## Ordering Key

**DMB 01 C M24**



## Type Selection

Mounting	Output	Housing	Supply: 24 VDC and 24 to 240 VAC	Supply: 24 to 240 VAC/DC
DIN-rail	SPDT DPDT	D-Housing	<b>DMB 01 C M24</b>	<b>DMB 01 D M24</b>
Plug-in	SPDT DPDT	P-Housing	<b>PMB 01 C M24</b>	<b>PMB 01 D M24</b>

## Time Specifications

<b>Time ranges</b> Knob Selectable	0.1 to 1 s 1 to 10 s 6 to 60 s 60 to 600 s 0.1 to 1 h 1 to 10 h 10 to 100h
<b>Setting accuracy</b>	$\leq 5\%$
<b>Repeatability</b>	$\leq 0.2\%$
<b>Time variation</b> Within rated power supply Within ambient temperature	$\leq 0.05\%/V$ $\leq 0.2\%/^{\circ}C$
<b>Reset</b> Manual reset of time and/or relay	Close the trigger contact between pins A1 and Y1 or 2 and 5
Pulse duration Power supply interruption	$\geq 100$ ms $\geq 200$ ms
<b>Automatic start</b>	Connect pins A1 and Y1 or 2 and 5

## Output Specifications

<b>Output</b>	SPDT or DPDT relay
<b>Rated insulation voltage</b>	250 VAC (rms)
<b>Contact Ratings (AgSnO<sub>2</sub>)</b>	$\mu$
Resistive loads	AC 1 8 A @ 250 VAC DC 12 5 A @ 24 VDC
Small inductive loads	AC 15 2.5 A @ 250 VAC DC 13 2.5 A @ 24 VDC
<b>Mechanical life</b>	$\geq 30 \times 10^6$ operations
<b>Electrical life</b>	$\geq 10^5$ operations (at 8 A, 250 V, $\cos \varphi = 1$ )
<b>Operating frequency</b>	$< 7200$ operations/h
<b>Dielectric strength</b>	Dielectric voltage 2 kVAC (rms) Rated impulse withstand volt. 4 kV (1.2/50 $\mu$ s)

## Supply Specifications

<b>Power supply</b>	Overvoltage cat. III (IEC 60664, IEC 60038)
Rated operational voltage through terminals: (DMB01C) A1, A2 (PMB01C) 2, 10	24 VDC $\pm$ 15% and 24 to 240 VAC
(DMB01D) A1, A2 (PMB01D) 2, 10	+10%/-15%, 45 to 65 Hz 24 to 240 VAC/DC +10%/-15%, 45 to 65 Hz
<b>Voltage interruption</b>	$\leq$ 10 ms
<b>Rated operational power</b>	
AC supply	4 VA
DC supply	1.5 W

## Function and Time Setting

<b>Upper knob:</b>	<b>Centre knob:</b>
Setting of function: Op - delay on operate In - interval Io - interval on trigger open Id - double interval Dr - delay on release R - symmetrical recycler (ON first) Rb - symmetrical recycler (OFF first)	Time setting on relative scale: 1 to 10 with respect to the chosen range.  <b>Lower knob:</b> Setting of time range.

## Mode of Operation

### Function Op

#### Delay on operate

The time period begins as soon as the trigger contact is closed.

At the end of the set delay time the relay operates and doesn't release until the trigger contact is closed again or the power supply is disconnected. If the trigger contact is closed before the end of the delay time, the device resets and a new time period starts.

### Function In

#### Interval

The relay operates and the time period begins as soon as the trigger contact is closed. The relay releases at the end of this period or when the power supply is disconnected. The relay operates again when the trigger contact is closed again. If the trigger contact is closed before the end of the delay time, the relay

keeps ON and a new time period starts.

### Function Io

#### Interval on trigger open

The relay operates and the time period begins as soon as the trigger contact is opened. At the end of the set delay or when the power supply is disconnected the relay releases. The relay operates again when the trigger contact is opened again. If the trigger contact is opened before the end of the delay time the relay keeps ON and a new time period begins.

### Function Id

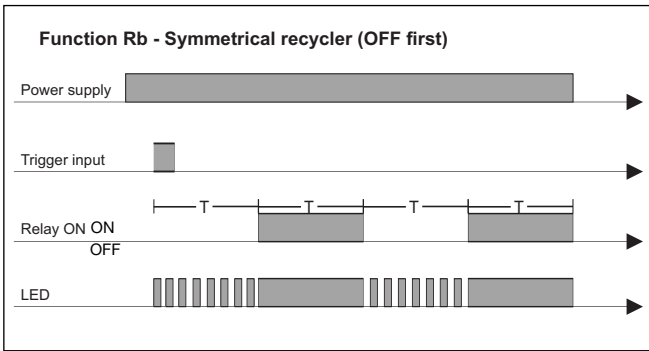
#### Double interval

The relay operates and the time period begins as soon as the trigger contact is closed. The relay releases at the end of this period or when the power supply is disconnected. When the trigger contact is opened

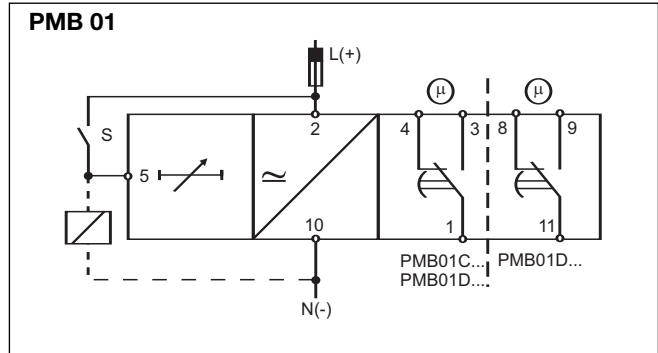
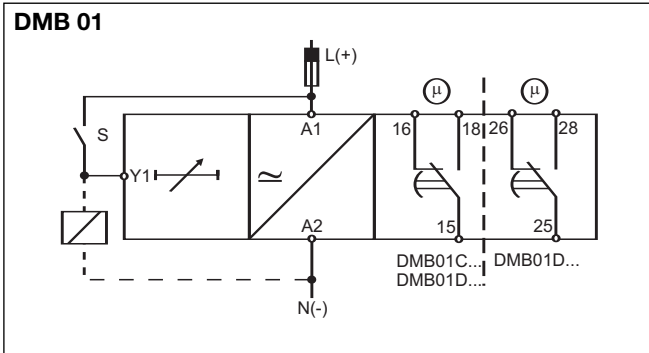
## General Specifications

<b>Power ON delay</b>	$\leq$ 100 ms
<b>Indication for</b>	
Power supply ON	LED, green
Output relays ON	LED, yellow (flashing when timing)
<b>Environment</b>	(EN 60529)
Degree of protection	IP 20
Pollution degree	3 (DMB01), 2 (PMB01) (IEC 60664)
Operating temperature	-20 to 60°C, R.H. < 95%
Storage temperature	-30 to 80°C, R.H. < 95%
<b>Housing</b>	
Dimensions	DMB01 22.5 x 80 x 99.5 mm PMB01 36 x 80 x 94 mm
<b>Weight</b>	Approx. 130 g
<b>Screw terminals</b>	
Tightening torque	Max. 0.5 Nm according to IEC EN 60947
<b>Approvals</b>	UL, CSA RINA (DMB01 only)
<b>CE Marking</b>	Yes
<b>EMC</b>	
Immunity	Electromagnetic Compatibility According to EN 61000-6-2
Emission	According to EN 61000-6-3
<b>Timer Specifications</b>	According to EN 61812-1

## Operation Diagrams (cont.)



## Wiring Diagrams



## Dimensions

