

I/O module - AXL F SGI2 1H - 2702911

Please be informed that the data shown in this PDF Document is generated from our Online Catalog. Please find the complete data in the user's documentation. Our General Terms of Use for Downloads are valid (<http://phoenixcontact.com/download>)



Axioline F, Strain gauge capture module, transmission speed in the local bus: 100 Mbps, degree of protection: IP20, including bus base module and Axioline F connectors

Product Description


The module is designed for use within an Axioline F station. Used to evaluate strain gauges that may be located in weighing cells or load cells, for example. You can connect the strain gauges using 6 or 4-wire technology.

Your advantages

- 2 high-precision inputs for strain gauge
- Measuring ranges adjusted with nominal characteristic values upon delivery
- Manual entry of characteristic values
- Process data update can be parameterized in increments between 200 µs and 100 ms
- Path adjustment in the process environment
- 2-point adjustment
- Connection of the strain gauges with 6- and 4-wire technology
- Advanced open circuit detection
- Sensor supply of up to 115 mA (8 load cells with 350 Ω per channel)
- Per channel: low-resistance, floating N/O contact
- Channels are parameterized independently of one another via the bus system
- Tara device



Key Commercial Data

Packing unit	1 pc
GTIN	 4 055626 459288
GTIN	4055626459288
Weight per Piece (excluding packing)	187.700 g
Custom tariff number	85389091
Country of origin	Germany

Technical data

Dimensions

Width	35 mm
-------	-------

I/O module - AXL F SGI2 1H - 2702911

Technical data

Dimensions

Height	126.1 mm
Depth	54 mm
Note on dimensions	The depth is valid when a TH 35-7,5 DIN rail is used (according to EN 60715).

Ambient conditions

Ambient temperature (operation)	-25 °C ... 60 °C
Ambient temperature (storage/transport)	-40 °C ... 85 °C
Permissible humidity (operation)	5 % ... 95 % (non-condensing)
Permissible humidity (storage/transport)	5 % ... 95 % (non-condensing)
Air pressure (operation)	70 kPa ... 106 kPa (up to 3000 m above sea level)
Air pressure (storage/transport)	70 kPa ... 106 kPa (up to 3000 m above sea level)
Degree of protection	IP20

General

Mounting type	DIN rail
Color	traffic grey A RAL 7042
Net weight	187.7 g
Note on weight specifications	with connectors and bus base module
Operating mode	Process data mode with 6 words
Mounting position	any (no temperature derating)

Interfaces

Designation	Axiline F local bus
No. of channels	2
Connection method	Bus base module
Transmission speed	100 Mbps

Contacts

Description	Floating N/O contact
Quantity	2 (K_{a1} - K_{b1} , K_{a2} - K_{b2})
Contact resistance	< 1 Ω (typical)
Typical response time	typ. 0.2 ms (opening)

Analog inputs

Description of the input	Input channels for strain gauge
Number of inputs	2
Connection technology	6 or 4-wire, twisted pair shielded cable
Bridge difference U_d	Measuring range specified by selecting the characteristic
Bridge voltage U_0	5 V
Characteristics	can be parameterized: 350 $\mu V/V$... 6500 $\mu V/V$
Measured value representation	32 bits

Analog outputs

I/O module - AXL F SGI2 1H - 2702911

Technical data

Analog outputs

Output description	Jumper supply
Number of outputs	2
Impedance	> 43 Ω (per channel)
Output voltage	typ. 5 V
Output current	max. 115 mA (per channel)

Electrical isolation

Test section	Logic 500 V AC 50 Hz 1 min.
	24 V supply (I/O) 500 V AC 50 Hz 1 min.
	Analog inputs 500 V AC 50 Hz 1 min.
	N/O contact K _{a1} - K _{b1} 500 V AC 50 Hz 1 min.
	N/O contact K _{a2} - K _{b2} 500 V AC 50 Hz 1 min.
	Functional earth ground 500 V AC 50 Hz 1 min.

Standards and Regulations

Mechanical tests	Vibration resistance in acc. with EN 60068-2-6/IEC 60068-2-6 5g
	Shock in acc. with EN 60068-2-27/IEC 60068-2-27 30g
	Continuous shock according to EN 60068-2-27/IEC 60068-2-27 10g
Protection class	III (IEC 61140, EN 61140, VDE 0140-1)

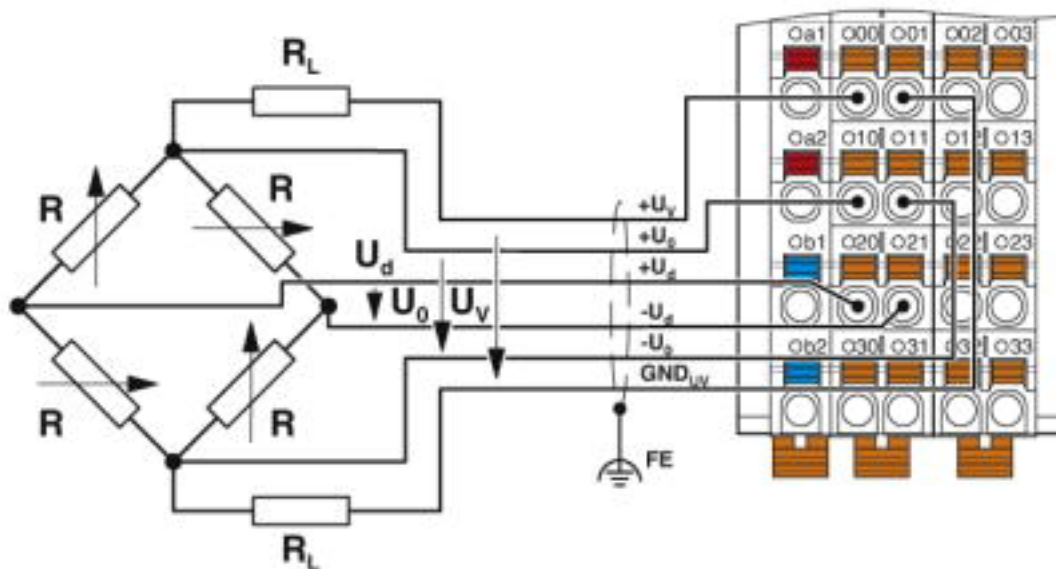
Environmental Product Compliance

REACH SVHC	Lead 7439-92-1
China RoHS	Environmentally Friendly Use Period = 50 years
	For details about hazardous substances go to tab "Downloads", Category "Manufacturer's declaration"

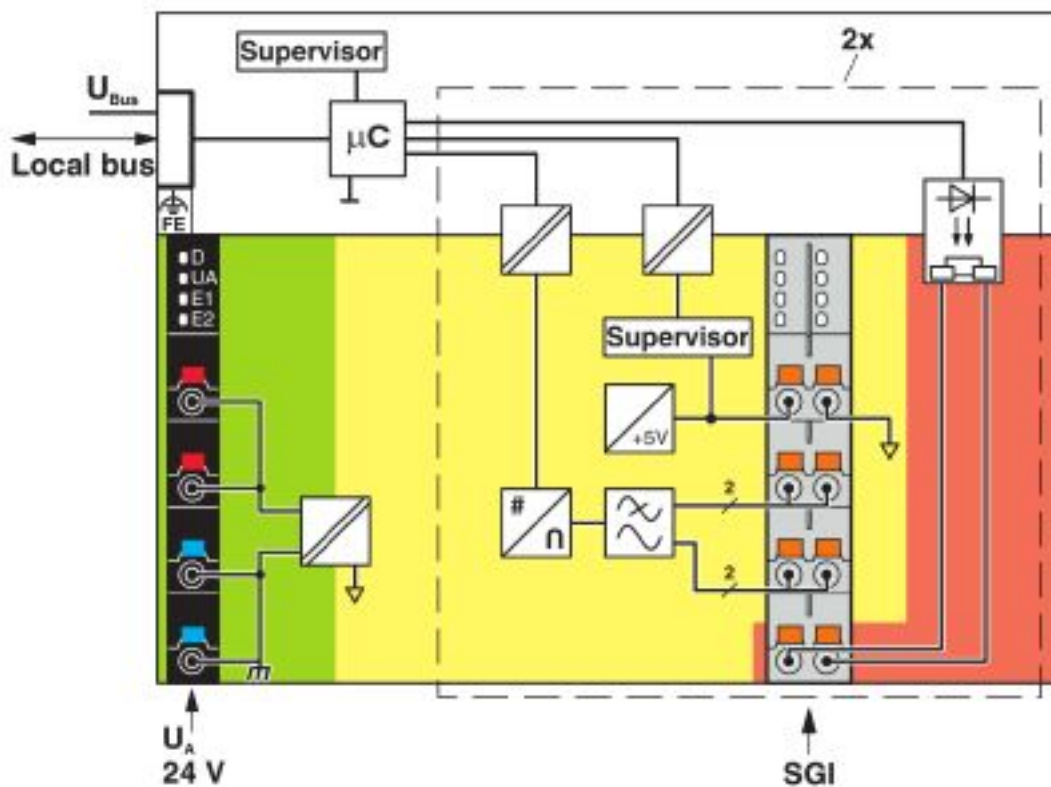
Drawings

I/O module - AXL F SGI2 1H - 2702911

Connection diagram



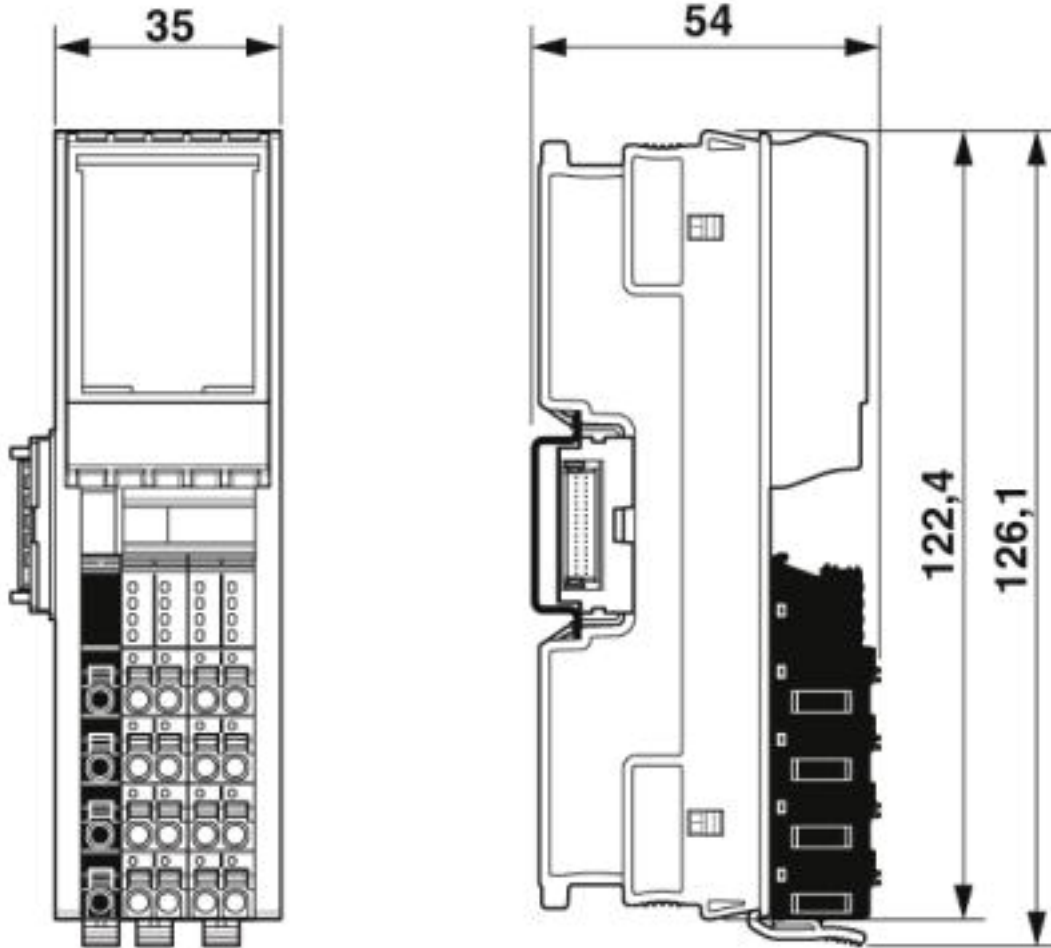
Block diagram



Internal wiring of the terminal points

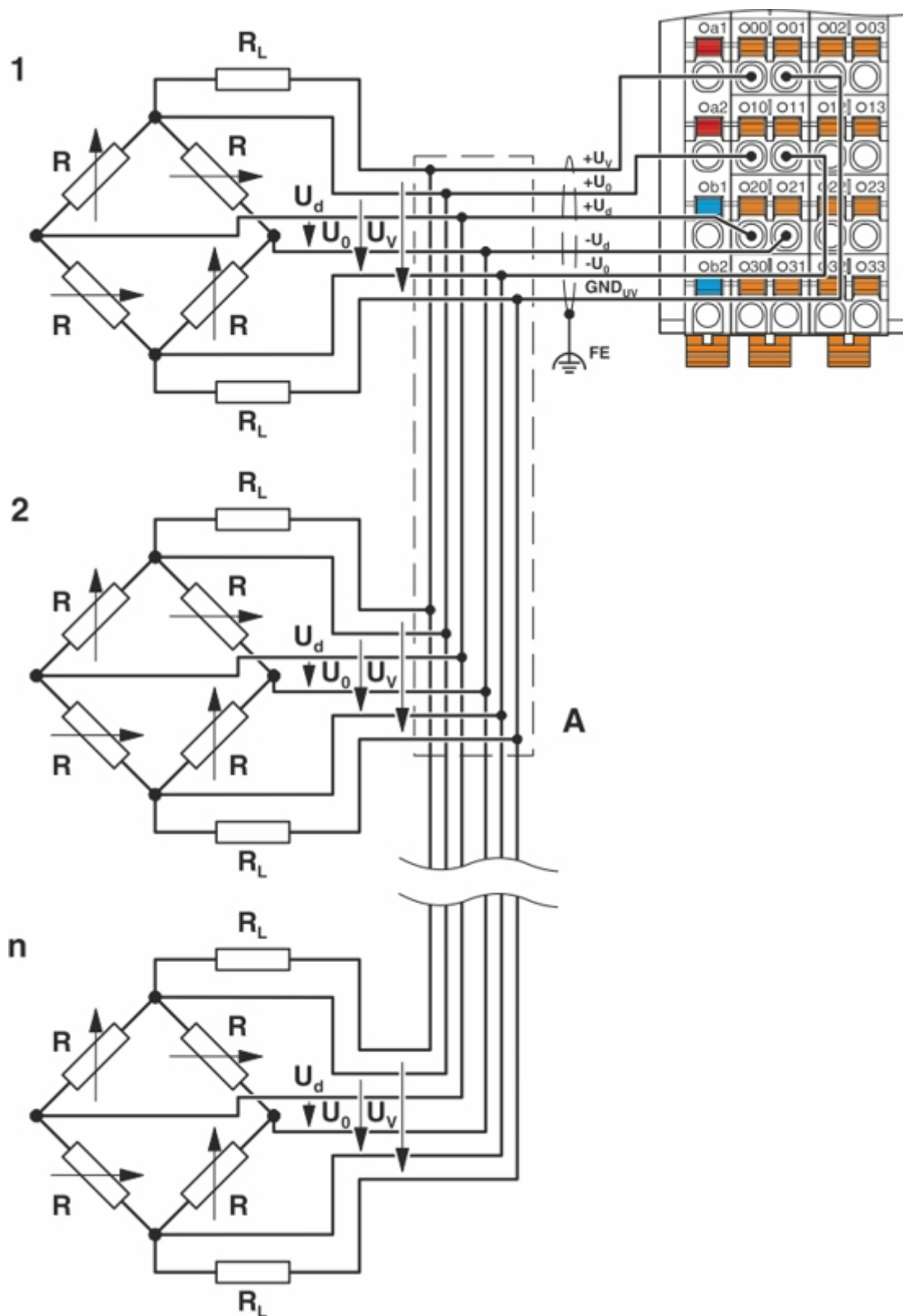
I/O module - AXL F SGI2 1H - 2702911

Dimensional drawing



I/O module - AXL F SGI2 1H - 2702911

Connection diagram



I/O module - AXL F SGI2 1H - 2702911

Classifications

eCl@ss

eCl@ss 6.0	27242600
eCl@ss 7.0	27242601
eCl@ss 8.0	27242601
eCl@ss 9.0	27242601

ETIM

ETIM 5.0	EC001596
ETIM 6.0	EC001596
ETIM 7.0	EC001596

Accessories

Accessories

Device marking

Insert label - EMT (35X28)R - 0801602



Insert label, Roll, white, unlabeled, can be labeled with: THERMOMARK ROLLMASTER 300/600, THERMOMARK X1.2, THERMOMARK ROLL X1, THERMOMARK ROLL 2.0, THERMOMARK ROLL, mounting type: snapped into marker carrier, lettering field size: 35 x 28 mm, Number of individual labels: 500

DIN rail connector

Bus connector - AXL F BS H - 2700992



Axioline F bus base module for housing type H

Shield connection

Shield connection - AXL SHIELD SET - 2700518



Axioline shield connection set (contains 2 shield bus holders and 2 SK 5 shield connection clamps)

Terminal marking

I/O module - AXL F SGI2 1H - 2702911

Accessories

Zack marker strip - ZB 20,3 AXL UNPRINTED - 0829579



Zack marker strip for Axioline F (device labeling), in 2 x 20.3 mm pitch, unprinted, 25-section, for individual labeling with B-STIFT 0.8, X-PEN, or CMS-P1-PLOTTER

Zack Marker strip, flat - ZBF 10/5,8 AXL UNPRINTED - 0829580



Zack Marker strip, flat, Strip, white, unlabeled, can be labeled with: PLOTMARK, CMS-P1-PLOTTER, mounting type: snap into flat marker groove, for terminal block width: 10.15 mm, lettering field size: 4 of 10.15 x 5 mm and 1 of 5.8 x 5 mm, Number of individual labels: 50
