

Protocol converter - GW PL FF/HART - 2316360

Please be informed that the data shown in this PDF Document is generated from our Online Catalog. Please find the complete data in the user's documentation. Our General Terms of Use for Downloads are valid (<http://phoenixcontact.com/download>)




HART to Foundation Fieldbus protocol converter

Product Description

Protocol converter capable of connecting four HART (4-20 mA) devices to a Foundation Fieldbus network



Key Commercial Data

Packing unit	1 pc
GTIN	 4 055626 128320
GTIN	4055626128320
Weight per Piece (excluding packing)	270.800 g
Custom tariff number	85176200
Country of origin	United States
Sales Key	DNC135

Technical data

Note

Utilization restriction	EMC: class A product, see manufacturer's declaration in the download area
-------------------------	---

Dimensions

Width	22.5 mm
Height	99 mm
Depth	114.5 mm

Ambient conditions

Ambient temperature (operation)	-40 °C ... 85 °C
Ambient temperature (storage/transport)	-40 °C ... 85 °C
Permissible humidity (operation)	95 % (non-condensing)
Altitude	2000 m

Protocol converter - GW PL FF/HART - 2316360

Technical data

Ambient conditions

Degree of protection	IP20
----------------------	------

General

Mounting position	On horizontal DIN rail NS 35 in acc. with EN 60715
Assembly instructions	on standard DIN rail NS 35 in accordance with EN 60715
Net weight	270.8 g
Housing material	PA V0
Color	gray
Degree of pollution	2
Overvoltage category	II

Power supply

Nominal supply voltage	24 V DC
Supply voltage range	18.5 V DC ... 30 V DC
Max. current consumption	70 mA
Connection method	COMBICON plug-in screw terminal block
Conductor cross section flexible max.	2.50 mm ²
Conductor cross section flexible min.	0.20 mm ²
Conductor cross section solid max.	2.50 mm ²
Conductor cross section solid min.	0.20 mm ²
Conductor cross section AWG max.	12
Conductor cross section AWG min.	24

Interfaces

Interface 1	FOUNDATION Fieldbus
Interface	Serial
No. of ports	1
Number of connections	1
Connection method	COMBICON
Connection technology	Screw connection
Termination resistor	Switchable
Conductor cross section solid min.	0.2 mm ²
Conductor cross section solid max.	2.5 mm ²
Conductor cross section flexible min.	0.2 mm ²
Conductor cross section flexible max.	2.5 mm ²
Conductor cross section AWG min.	24
Conductor cross section AWG max.	12
Torque	0.5 Nm ... 0.6 Nm
Protocols supported	HART, Foundation Fieldbus
Data rate	31.25 kbps
Interface 2	HART FSK
Interface	Analog

Protocol converter - GW PL FF/HART - 2316360

Technical data

Interfaces

No. of ports	4 (Active/Passive HART devices)
Number of connections	3
Connection method	COMBICON
Connection technology	Screw connection
Conductor cross section solid min.	0.02 mm ²
Conductor cross section solid max.	2.5 mm ²
Conductor cross section flexible min.	0.2 mm ²
Conductor cross section flexible max.	2.5 mm ²
Conductor cross section AWG min.	24
Conductor cross section AWG max.	12
Torque	0.5 Nm ... 0.6 Nm

Standards and Regulations

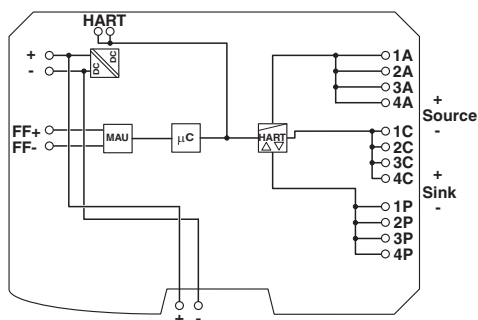
Standards/regulations	IEC 60079-15
	IEC 60079-0
Shock	30g, 18 ms
Vibration (operation)	5g, 10 Hz ... 150 Hz
ATEX	PRESAFE 16ATEX7686X, II 3G, Ex nA IIC T4 Gc
IECEX	IECEX PRE 16.0001X, Ex nA IIC T4 Gc
UL, USA/Canada	Class I, Div. 2, Groups A, B, C, D Class I, Zone 2, AEx nA IIC T4, Ex nA IIC T4 GcX

Environmental Product Compliance

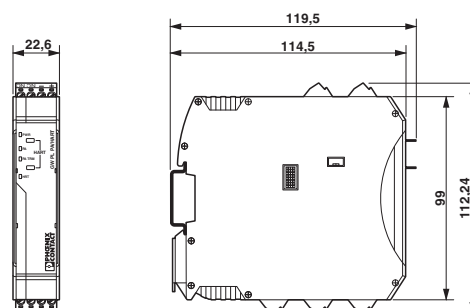
REACH SVHC	Lead 7439-92-1
China RoHS	Environmentally Friendly Use Period = 50 years
	For details about hazardous substances go to tab "Downloads", Category "Manufacturer's declaration"

Drawings

Block diagram



Dimensional drawing



Protocol converter - GW PL FF/HART - 2316360

Classifications

eCl@ss

eCl@ss 10.0.1	27242208
eCl@ss 11.0	27242208
eCl@ss 5.0	27242700
eCl@ss 5.1	27242700
eCl@ss 6.0	27242200
eCl@ss 7.0	27242208
eCl@ss 8.0	27242208
eCl@ss 9.0	27242208

ETIM

ETIM 5.0	EC001423
ETIM 6.0	EC001423
ETIM 7.0	EC001423

UNSPSC

UNSPSC 13.2	39122114
UNSPSC 18.0	39122114
UNSPSC 19.0	39122114
UNSPSC 20.0	39122114
UNSPSC 21.0	39122114

Accessories

Accessories

DIN rail connector

DIN rail bus connectors - ME 22,5 TBUS 1,5/ 5-ST-3,81 GY - 2201937



DIN rail connector, color: gray, nominal current: 8 A (parallel contacts), rated voltage (III/2): 125 V, Number of positions per row: 5, pitch: 3.81 mm, mounting: DIN rail mounting, Locking: without, type of packaging: packed in cardboard, Item with gold-plated contacts, bus connectors for connecting with electronics housings, 5 parallel contacts