

Safety position switch with tumbler Locking force 1300 N 5 directions of approaches Plastic enclosure, M12 connector ASIsafe integrated Channel 1=actuator 1 NC Channel 2=magnet 1 NC spring-locked Escape release on the front Magnet voltage 24 V DC/AC Monitoring actuator 2 NC/1 NO Monitoring magnet 2 NC/1 NO The matching separate Actuator 3SE5000-0AV0 must be ordered separately



product brand name	SIRIUS
product designation	Mechanical safety switches
design of the product	with separate actuator and with tumbler
product type designation	3SF13
manufacturer's article number	3SE5000-0AV01 standard actuator, 3SE5000-0AV02 actuator with vertical mounting, 3SE5000-0AV03 actuator with transverse mounting, 3SE5000-0AV04 radius actuator left, 3SE5000-0AV05 universal actuator, 3SE5000-0AV06 radius actuator right, 3SE5000-0AV07 heavy duty actuator
<ul style="list-style-type: none"> of the optional actuators 	
suitability for use safety switch	Yes

General technical data	
product function	Yes
<ul style="list-style-type: none"> positive opening 	
insulation voltage	30 V
<ul style="list-style-type: none"> rated value 	
degree of pollution	class 3
surge voltage resistance rated value	0.8 kV
protection class IP	IP65/IP67
shock resistance	30g / 11 ms

• acc. to IEC 60068-2-27	30g / 11 ms
vibration resistance	0.35 mm / 5g
• acc. to IEC 60068-2-6	0.35 mm/5g
mechanical service life (switching cycles)	
• typical	1 000 000
material of the enclosure of the switch head	plastic
reference code acc. to DIN EN 81346-2	B
locking force	1 300 N
• acc. to DIN EN ISO 14119	1 000 N
repeat accuracy	0.1 mm
minimum actuating force in activation direction	30 N

Enclosure	
design of the housing	special design
material of the enclosure	plastic
design of the housing acc. to standard	No

Drive Head	
design of the operating mechanism	5 directions of approach
design of the switching function	positive opening
number of actuation directions	5

Connections/ Terminals	
type of electrical connection	M12 plug, fixed

Safety related data	
B10 value	
• with high demand rate acc. to SN 31920	1 000 000
proportion of dangerous failures	
• with high demand rate acc. to SN 31920	20 %
design of plug-in connection	M12 plug, 4-pole: Pin 1 = ASI+ , Pin 2 = not assigned, Pin 3= ASI- , Pin 4 = not assigned
locking mechanism design	spring-actuated lock (closed-circuit principle) escape release from the front

Communication/ Protocol	
design of the interface	M12 plug, fixed
AS interface slave profile	7.B.F
ID1 code	F (default); 0...F

Supply voltage	
supply voltage of magnet coil	24 V

Installation/ mounting/ dimensions	
mounting position	any
• mounting type	screw fixing

Certificates/ approvals	
-------------------------	--

General Product Approval	Functional Safety/Safety of Machinery	Declaration of Conformity
--------------------------	---------------------------------------	---------------------------



[Type Examination Certificate](#)

[Miscellaneous](#)



Test Certificates	other
-------------------	-------

[Type Test Certificates/Test Report](#)

[Confirmation](#)

[Miscellaneous](#)

Further information

Information- and Downloadcenter (Catalogs, Brochures,...)

<https://www.siemens.com/ic10>

Industry Mall (Online ordering system)

<https://mall.industry.siemens.com/mall/en/en/Catalog/product?mlfb=3SF1324-1SF21-1BA1>

Cax online generator

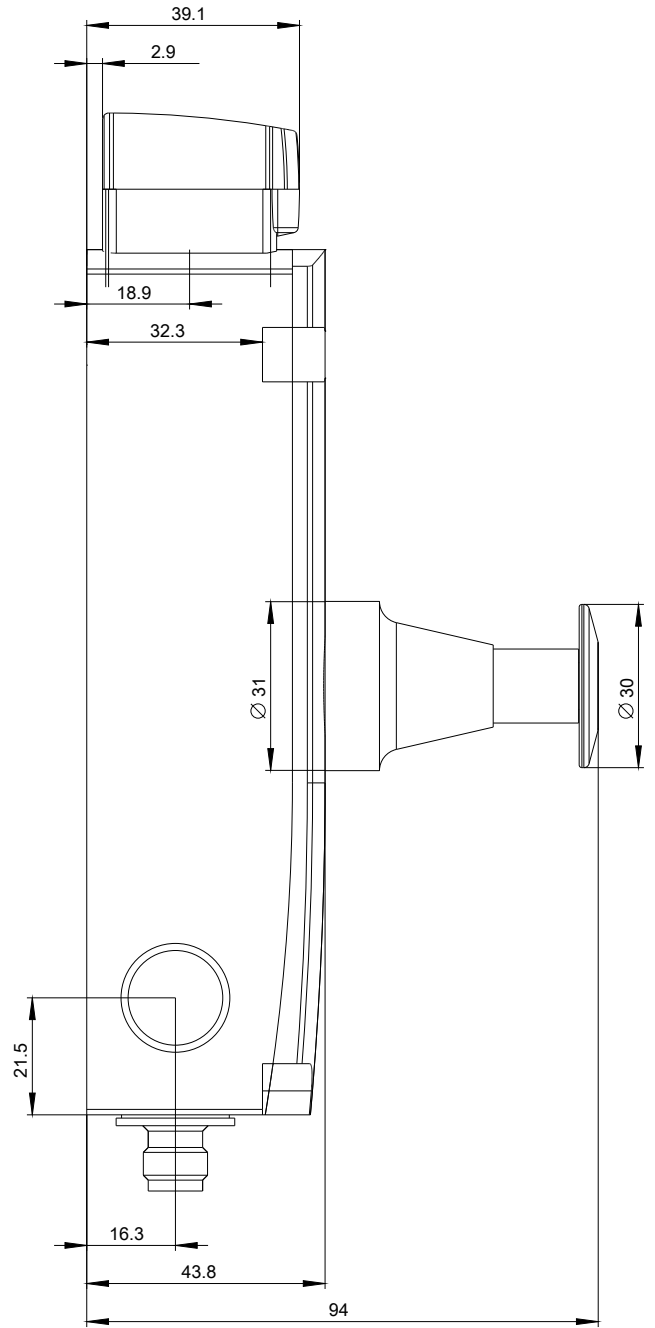
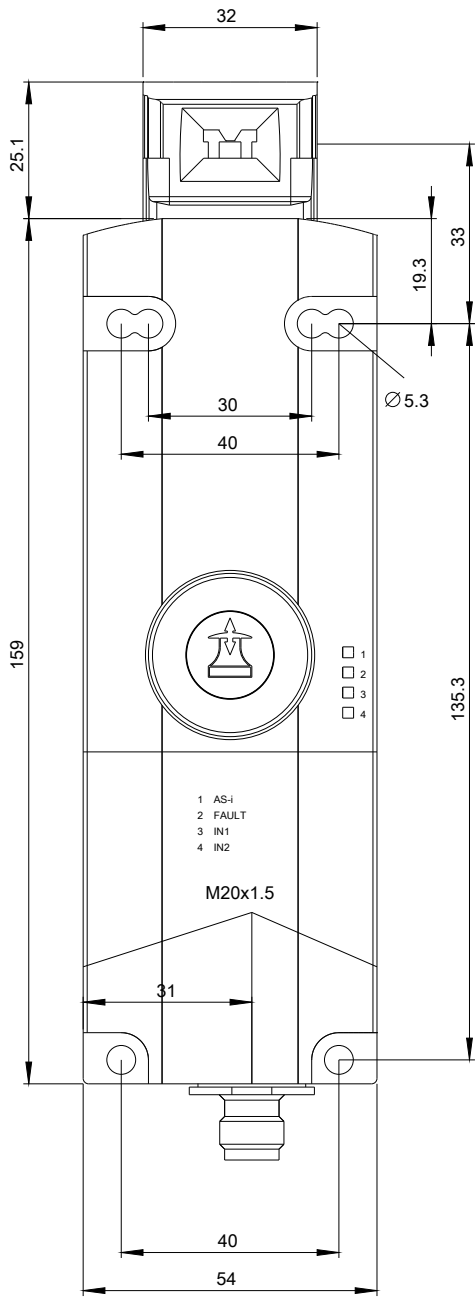
<http://support.automation.siemens.com/WW/CAXorder/default.aspx?lang=en&mlfb=3SF1324-1SF21-1BA1>

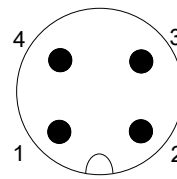
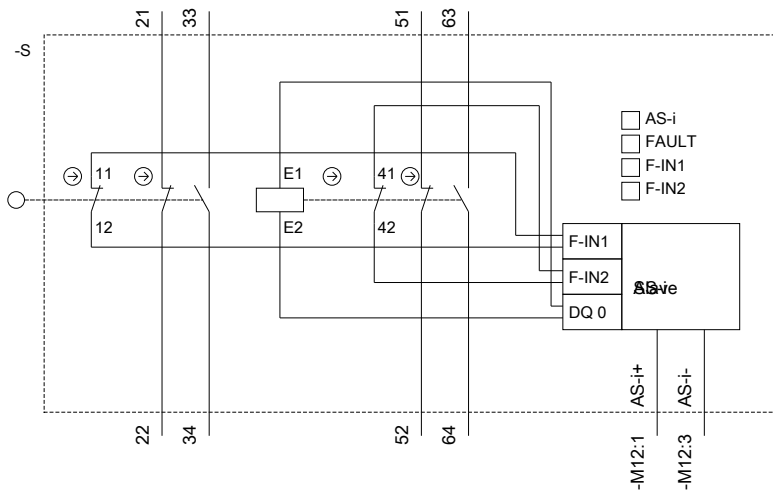
Service&Support (Manuals, Certificates, Characteristics, FAQs,...)

<https://support.industry.siemens.com/cs/ww/en/ps/3SF1324-1SF21-1BA1>

Image database (product images, 2D dimension drawings, 3D models, device circuit diagrams, EPLAN macros, ...)

http://www.automation.siemens.com/bilddb/cax_de.aspx?mlfb=3SF1324-1SF21-1BA1&lang=en





1	→	ASi +
2	→	n. c.
3	→	ASi -
4	→	n. c.

last modified:

09/29/2020