

AS-i compact module K60 analog 2 AI, IP67 2 x input, Voltage +/- 10 V 1..5 V for 4-wire sensors 2 x M12 socket Mounting plate 3RK1901-0CA00 must be ordered separately



General technical data		
Design of the product		analog I/O modules for operation in the field, IP67 - K60
Type of device		analog input modules for voltage measurement
Type		2 inputs
Design of the slave type		analog slave
I/O configuration		7
ID code		3
Type of electrical connection of the inputs and outputs		M12 screw-type terminals
Consumed current from profile conductors of the AS-Interface at 30 V maximum	mA	160
operating voltage according to AS-Interface specification	V	26.5 ... 31.6
Current consumption when connected		
• 2 sensors		
— without Uaux infeed max	mA	46
— from Uaux infeed max.	mA	500
Voltage supply auxiliary voltage additional for sensors Uaux	V	24 ... 30

Profile		7.3
Measuring/output value		voltage
Measuring/output range		adjustable: 1 ... 5 V / +/-10 V
Smoothing function		configurable
Line filter	Hz	50
Channels active		1 and 2
A/D resolution for analog inputs/outputs	bit	16
Type of connection		4-conductor

Inputs

Number of analog inputs		2
Inputs sensors		2/3/4-conductor sensors
Input variable		V
Product function input variable parameterizable		Yes
Number of analog outputs		0
Status display		
<ul style="list-style-type: none"> • AUX PWR (Uaux) • AS-Interface • FAULT 		green LED green LED red LED

Ambient conditions

Ambient temperature		
<ul style="list-style-type: none"> • during operation • during storage 	°C	-20 ... +60
	°C	-40 ... +85
Protection class IP		IP67

Mechanical data

Width	mm	60
Height	mm	152
Depth	mm	29
Mounting type		standard rail mounting/wall mounting using mounting plate for K60 compact module

Certificates/ approvals

General Product Approval EMC Declaration of Conformity



[Miscellaneous](#)

Shipping Approval



other



ASi

[Confirmation](#)

Further information

Information- and Downloadcenter (Catalogs, Brochures,...)

<https://www.siemens.com/ic10>

Industry Mall (Online ordering system)

<https://mall.industry.siemens.com/mall/en/en/Catalog/product?mlfb=3RK1207-2BQ40-0AA3>

Cax online generator

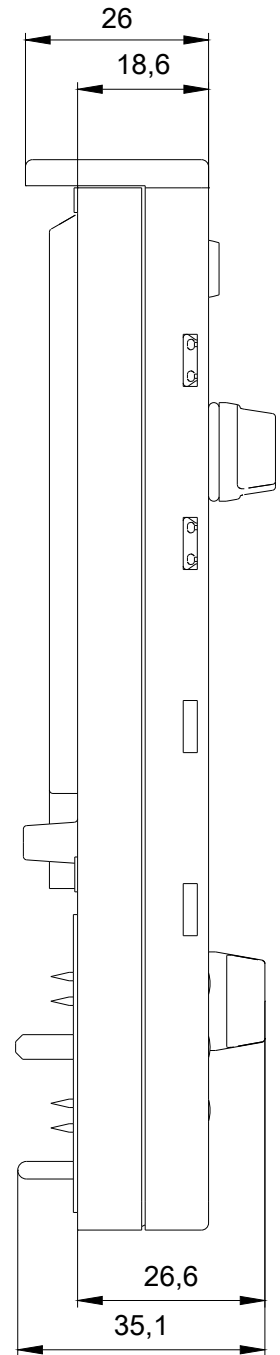
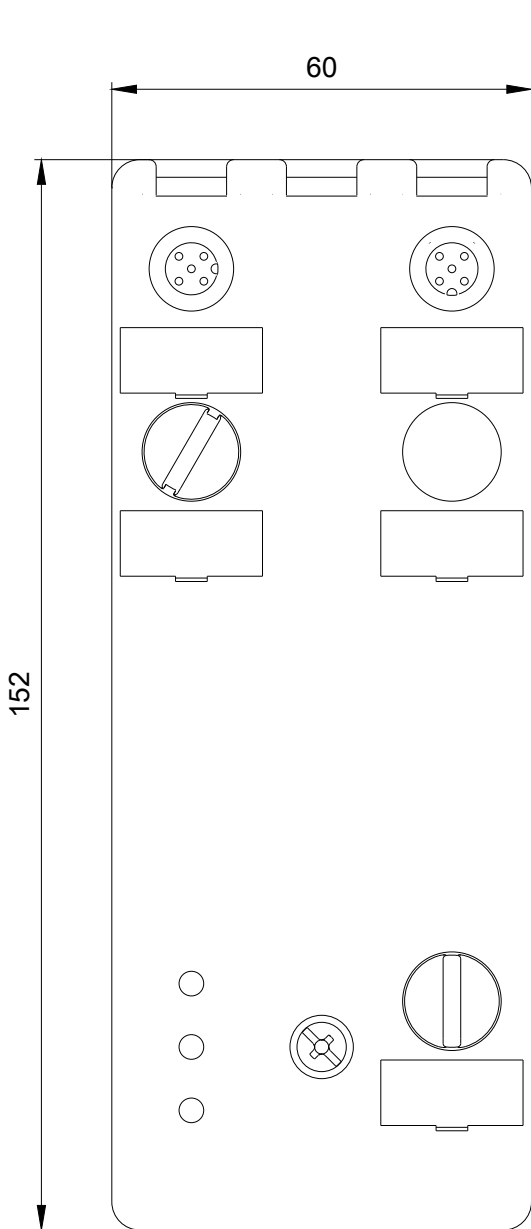
<http://support.automation.siemens.com/WW/CAXorder/default.aspx?lang=en&mlfb=3RK1207-2BQ40-0AA3>

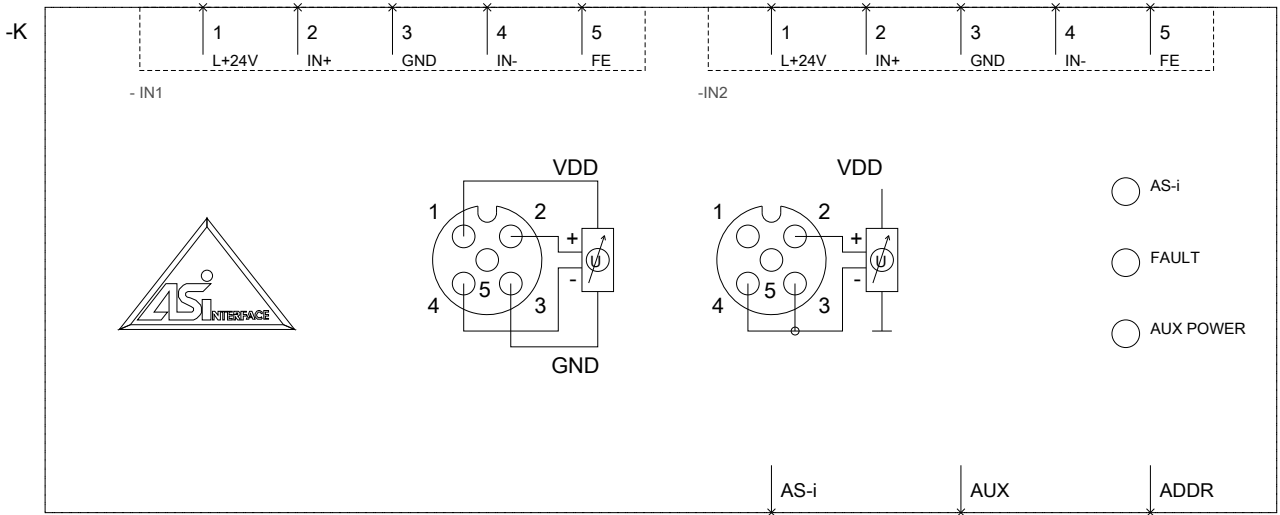
Service&Support (Manuals, Certificates, Characteristics, FAQs,...)

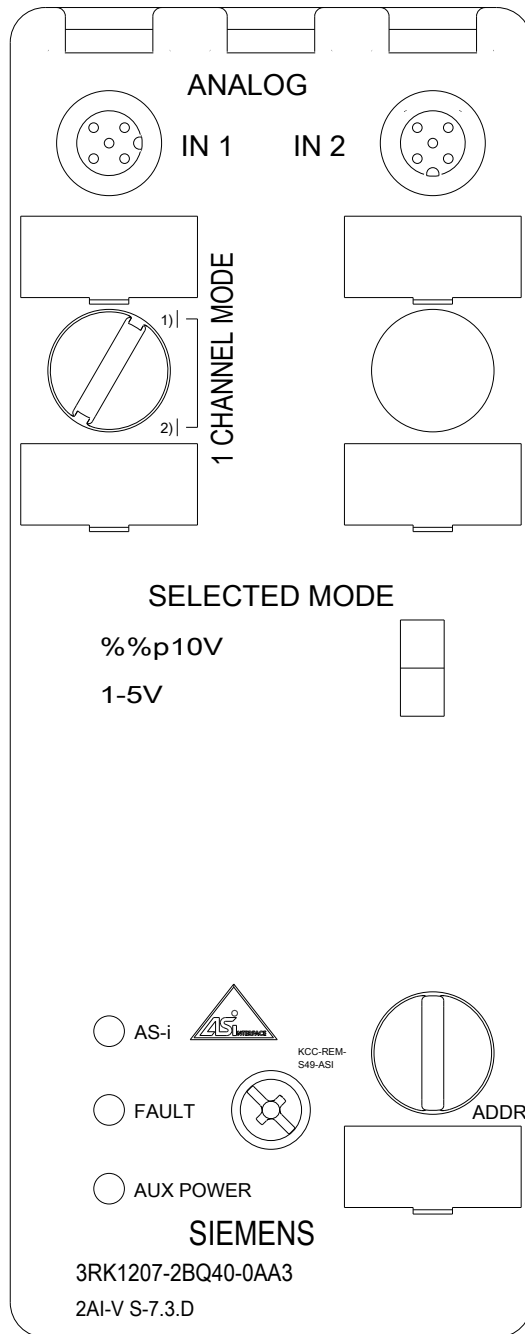
<https://support.industry.siemens.com/cs/ww/en/ps/3RK1207-2BQ40-0AA3>

Image database (product images, 2D dimension drawings, 3D models, device circuit diagrams, EPLAN macros, ...)

http://www.automation.siemens.com/bilddb/cax_de.aspx?mlfb=3RK1207-2BQ40-0AA3&lang=en







last modified:

09/24/2020