

AS-i SlimLine Compact module SC22.5 digital, A/B slave 4 DI/2 RQ, IP20 4 x inputs for 3-wire sensor Sensor supply can be switched over 2 x outlet relay 1 A DC 24 V Screw terminals Width 22.5 mm



product designation	Slimline Compact I/O module for use in the control cabinet
design of the product	AS-i SC22.5, 4DI/2RQ A/B
General technical data	
protection class IP	IP20
Design of the slave type	A/B slave
AS interface slave profile	S-7.A.0
ID1 code	7; Factory setting, changeable
Operating voltage acc. to AS Interface specification	18 ... 31.6 V
Product function suitable for AS-i Power24V	Yes
protocol is supported AS-Interface protocol	Yes
Consumed current from profile conductors of the AS-Interface	
• at 30 V maximum	270 mA
• at 24 V with AS-i Power24V maximum	270 mA
Type of address setting of AS-i slaves	via front addressing socket
Display version	
• as status display of the inputs/outputs	Yellow LED
• for AS Interface	LED green/red
reference code	

<ul style="list-style-type: none"> • acc. to DIN EN 61346-2 • acc. to DIN 40719 extended according to IEC 204-2 acc. to IEC 750 	K A
shock resistance	15g / 11 ms (modules) or 10g / 11 ms (modules with device connector)
other information	Sensor supply via Uaux: Auxiliary feed 20 to 30 V DC required to supply the sensor. Sensor supply via AS-i: No additional power required.

Digital Inputs

number of digital inputs	4
Number of digital inputs safety-related	0
Type of input characteristic	PNP Type 2
type of connection	2- and 3-wire technology

Sensor supply

Type of voltage supply for power supply	AS-Interface / U_AUX switchable
Ampacity of the sensor supply for all inputs at ambient temperature 40 °C	500 mA
<ul style="list-style-type: none"> • Note 	200 mA with supply via AS interface / 500 mA with supply via Uaux
Property of the sensor supply Short-circuit and overload resistant	Yes
Voltage drop at the sensor supply	
<ul style="list-style-type: none"> • from AS interface • from external auxiliary voltage 	8.5 V 1 V

Digital Outputs

number of digital outputs	2
type of switching output	Relays, CO contacts
property of the output short-circuit proof	No
Ampacity of the output relay at AC-15	
<ul style="list-style-type: none"> • at 230 V at 50/60 Hz 	3 A
Ampacity of the output relay at DC-13	
<ul style="list-style-type: none"> • at 24 V • at 110 V • at 230 V 	1 A 0.2 A 0.1 A
thermal current	5 A

Analog inputs

number of analog inputs	0
--------------------------------	---

Analog outputs

number of analog outputs	0
---------------------------------	---

Device connector

Ampacity of the interface to the device connector	
--	--

- for AS Interface
- for external auxiliary voltage

2 A

4 A

Installation/ mounting/ dimensions

• mounting type	screw and snap-on mounting
height	100 mm
width	22.5 mm
depth	120 mm

Ambient conditions

• ambient temperature during operation	-25 ... +70 °C
• ambient temperature during storage	-40 ... +85 °C

Connections/ Terminals

type of electrical connection	
• of the inputs and outputs	Screw terminals
• type of connectable conductor cross-sections solid	1x (0.5 ... 2.5 mm ²), 2x (0.5 ... 1.5 mm ²)
• Type of connectable conductor cross-sections finely stranded with core end processing	1x (0.25 ... 2.5 mm ²), 2x (0.25 ... 1.0 mm ²)
• Type of connectable conductor cross-sections finely stranded without core end processing	Not permitted
• Type of connectable conductor cross-sections at AWG conductors solid	1x (20 ... 14), 2x (18 ... 16)
• type of connectable conductor cross-sections at AWG conductors stranded	Not permitted

Certificates/ approvals

General Product Approval	EMC	Declaration of Conformity
--------------------------	-----	---------------------------



[Miscellaneous](#)

Test Certificates	Marine / Shipping
-------------------	-------------------

[Type Test Certificates/Test Report](#)



other



ASi

[Confirmation](#)

[Miscellaneous](#)

Further information

Information- and Downloadcenter (Catalogs, Brochures,...)

<https://www.siemens.com/ic10>

Industry Mall (Online ordering system)

<https://mall.industry.siemens.com/mall/en/en/Catalog/product?mlfb=3RK2402-2ME00-2AA2>

Cax online generator

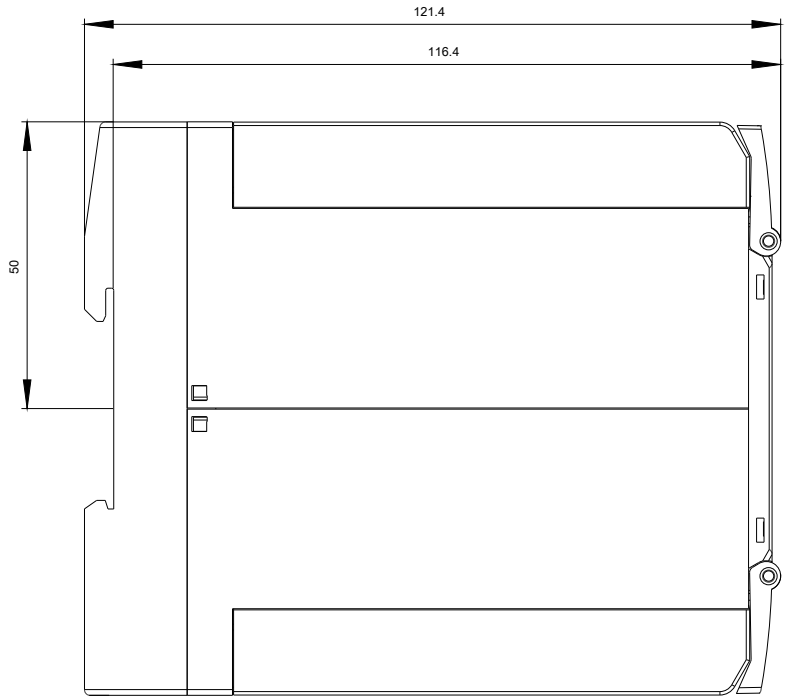
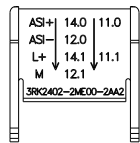
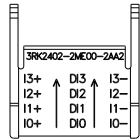
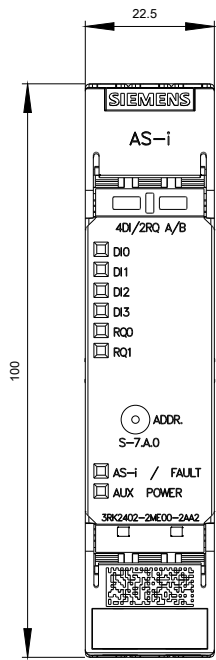
<http://support.automation.siemens.com/WW/CAXorder/default.aspx?lang=en&mlfb=3RK2402-2ME00-2AA2>

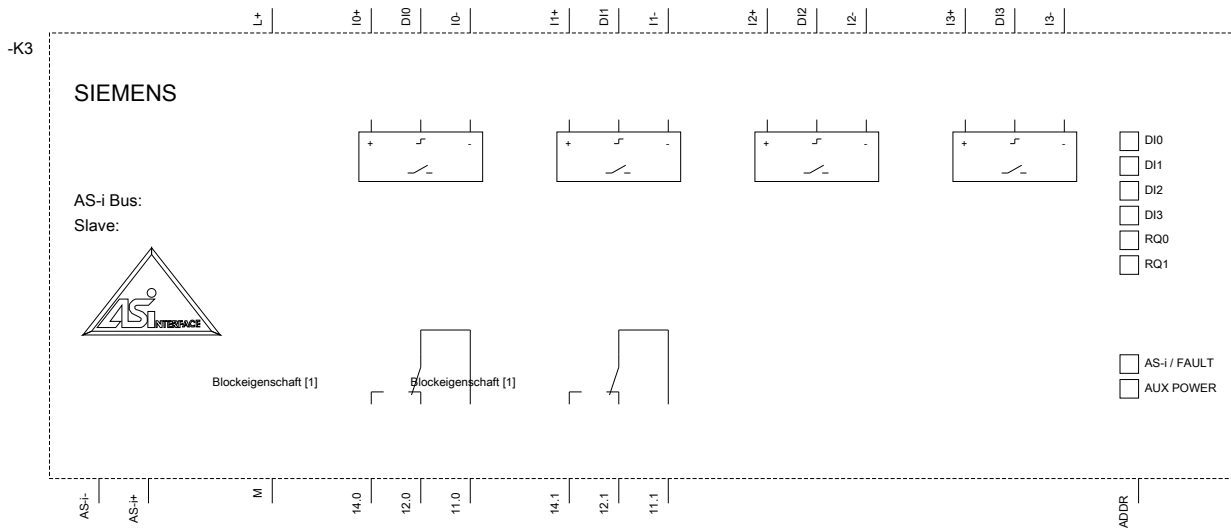
Service&Support (Manuals, Certificates, Characteristics, FAQs,...)

<https://support.industry.siemens.com/cs/ww/en/ps/3RK2402-2ME00-2AA2>

Image database (product images, 2D dimension drawings, 3D models, device circuit diagrams, EPLAN macros, ...)

http://www.automation.siemens.com/bilddb/cax_de.aspx?mlfb=3RK2402-2ME00-2AA2&lang=en





last modified:

09/24/2020