



ENGLISH

Datasheet

Stock No.s: 1919492, 1919493

Cable-End Float Switch Series

- For larger tanks, cisterns & resevoirs
- Direct switching of up to 10A
- Use in non-turbulent fluids
- Choice of N/O or N/C contacts



RS Stock No.	Contact Form	Switching Current Max. (Amps)			Power Rating Max.		Switching Voltage Max.		Cable Matl.	Cable Length *	Body Matl.	Temp. Range		Max. Pressure
		AC		DC	AC (VA)	DC (W)	AC	DC				°C	°F	
		Resistive	Inductive											
1919492	N/O	10	4	1	750	24	250	24	PVC	5m	HDPE	0-45	32-113	10 bar
1919493	N/C	10	4	1	750	24	250	24	PVC	5m	HDPE	0-45	32-113	10 bar

Mechanical Dimensions

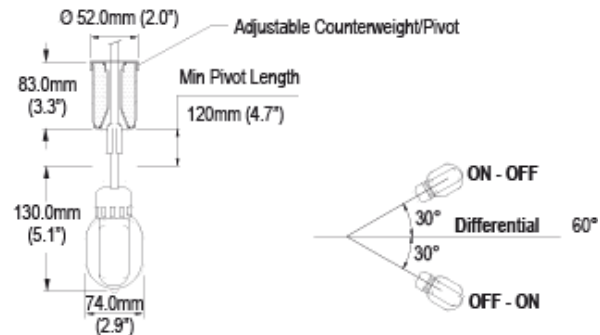
This series of cable end float switches are designed for controlling levels in large tanks, cisterns or reservoirs and can be directly installed on submersible pumps.

The casing is manufactured in blow moulded Polyethylene (HDPE), with 5m PVC cable with protective earth conductor as standard.

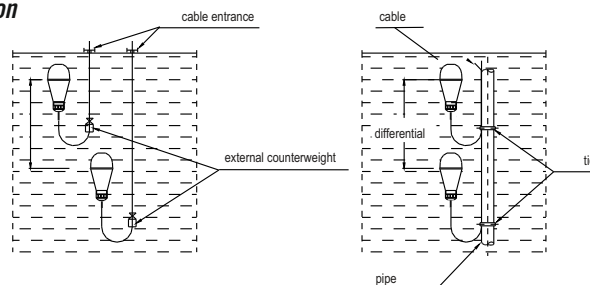
The switching element is a microswitch, activated by a moving stainless steel ball and having an electrical life of 200,000 operations.

Non-hygroscopic closed-cell expanded polyurethane is injected around the switch housing within the outer casing, hermetically sealing the unit.

It is capable of working down to 100 metres depth in water.

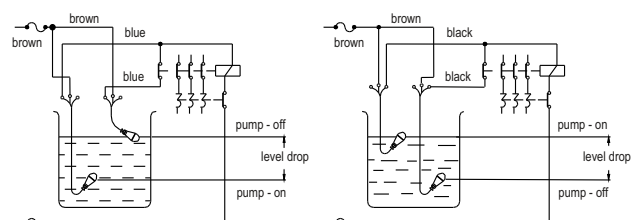


Installation



wiring diagram for filling pump

wiring diagram for emptying pump



Contact Form	Contact Type	Wires
A	Normally open	Brown/Black
B	Normally closed	Brown/Blue

Note. "Normally" means "No Liquid Present"

Specifications are subject to change without prior notice.