

Special function module - AXL F PWM2 1H - 1007352

Please be informed that the data shown in this PDF Document is generated from our Online Catalog. Please find the complete data in the user's documentation. Our General Terms of Use for Downloads are valid (<http://phoenixcontact.com/download>)



Axioline F, function module, pulse width modulation, transmission speed in local bus 100 Mbps, IP20 degree of protection, including bus base module and Axioline F male connectors

Product Description


The module is designed for use within an Axioline F station. Two channels that operate independently of one another offer the option of pulse width modulation (PWM) for the output signals. The module supports the PWM operating mode.

Your advantages

- 2 independent channels
- Output of 5 V and 24 V signals
- Push-pull output
- Nominal current per output: 500 mA (at 24 V DC), 10 mA (at 5 V DC)
- Frequency output (0 Hz ... 65535 Hz)
- Frequency resolution can be configured using the divider (1 Hz, 0.1 Hz, 0.01 Hz)
- Pulse width resolution can be configured using the divider (1 ms, 0.1 ms, 0.01 ms)
- Configurable pulse duty factor (0 % ... 100 %)
- Device rating plate stored



Key Commercial Data

Packing unit	1 pc
GTIN	 4 0 5 5 6 2 6 4 7 8 8 6 9
GTIN	4055626478869
Weight per Piece (excluding packing)	171.060 g
Custom tariff number	85389091
Country of origin	Germany

Technical data

Dimensions

Width	35 mm
-------	-------

Special function module - AXL F PWM2 1H - 1007352

Technical data

Dimensions

Height	126.1 mm
Depth	54 mm
Note on dimensions	The depth is valid when a TH 35-7,5 DIN rail is used (according to EN 60715).

Ambient conditions

Ambient temperature (operation)	-25 °C ... 60 °C
Ambient temperature (storage/transport)	-40 °C ... 85 °C
Permissible humidity (operation)	5 % ... 95 % (non-condensing)
Permissible humidity (storage/transport)	5 % ... 95 % (non-condensing)
Air pressure (operation)	70 kPa ... 106 kPa (up to 3000 m above sea level)
Air pressure (storage/transport)	70 kPa ... 106 kPa (up to 3000 m above sea level)
Degree of protection	IP20

General

Mounting type	DIN rail
Color	traffic grey A RAL 7042
Net weight	171.06 g
Note on weight specifications	with connectors and bus base module
Mounting position	any (no temperature derating)

Interfaces

Designation	Axiline F local bus
No. of channels	2
Connection method	Bus base module
Transmission speed	100 Mbps

Axiline potentials

Designation	Axiline F local bus supply (U_{Bus})
Supply voltage	5 V DC (via bus base module)
Current consumption	max. 150 mA
Power consumption	max. 0.75 W
Designation	Supply voltage input U_O
Supply voltage	24 V DC
Supply voltage range	19.2 V DC ... 30 V DC including all tolerances, including ripple
Protective circuit	Surge protection of the supply voltage electronic (35 V, 0.5 s)
	Polarity reversal protection of the supply voltage parallel diode; with external 5 A fuse (only for commissioning)

Counter inputs

Operating mode	PWM, pulse generator, push-pull output
----------------	--

Standards and Regulations

Mechanical tests	Vibration resistance in acc. with EN 60068-2-6/IEC 60068-2-6 5g
	Shock in acc. with EN 60068-2-27/IEC 60068-2-27 30g

Special function module - AXL F PWM2 1H - 1007352

Technical data

Standards and Regulations

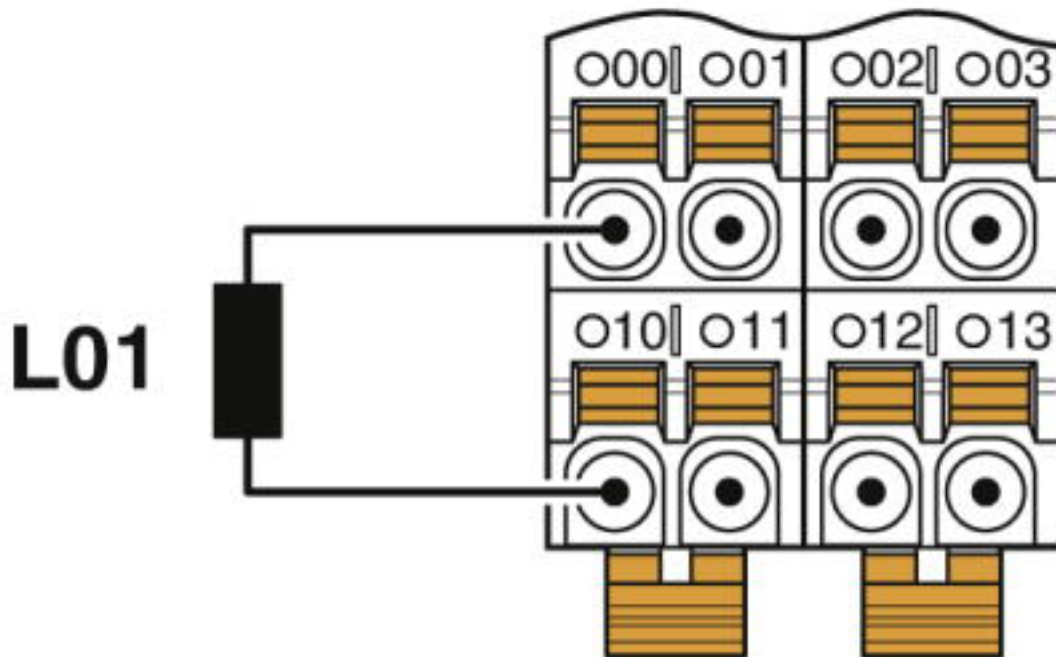
	Continuous shock according to EN 60068-2-27/IEC 60068-2-27 10g
Protection class	III (IEC 61140, EN 61140, VDE 0140-1)

Environmental Product Compliance

REACH SVHC	Lead 7439-92-1
China RoHS	Environmentally Friendly Use Period = 50
	For details about hazardous substances go to tab "Downloads", Category "Manufacturer's declaration"

Drawings

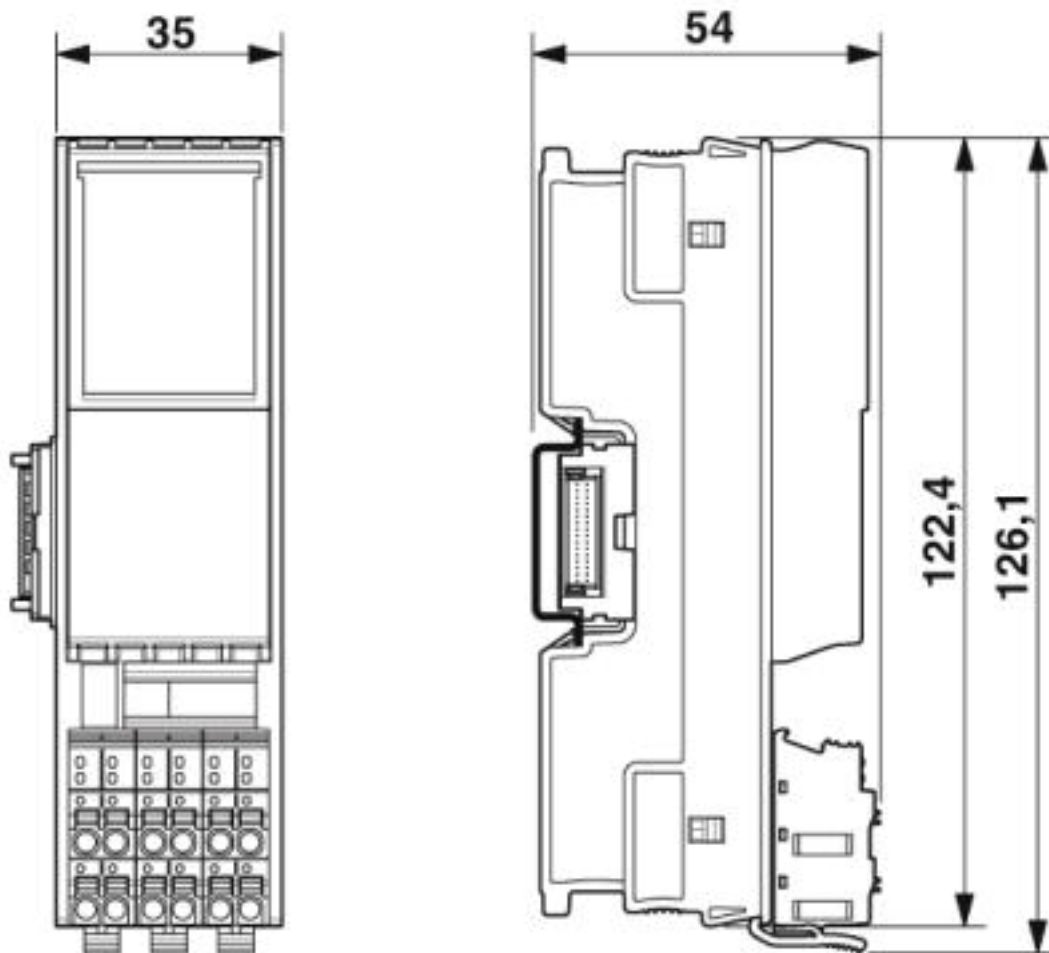
Connection diagram



Connection example

Special function module - AXL F PWM2 1H - 1007352

Dimensional drawing



Classifications

eCl@ss

eCl@ss 6.0	27242600
eCl@ss 7.0	27242605
eCl@ss 8.0	27242605
eCl@ss 9.0	27242605

ETIM

ETIM 5.0	EC001601
ETIM 6.0	EC001601
ETIM 7.0	EC001601

Accessories

Accessories

Device marking

Special function module - AXL F PWM2 1H - 1007352

Accessories

Insert label - EMT (35X28)R - 0801602



Insert label, Roll, white, unlabeled, can be labeled with: THERMOMARK ROLLMASTER 300/600, THERMOMARK X1.2, THERMOMARK ROLL X1, THERMOMARK ROLL 2.0, THERMOMARK ROLL, mounting type: snapped into marker carrier, lettering field size: 35 x 28 mm, Number of individual labels: 500

DIN rail connector

Bus connector - AXL F BS H - 2700992



Axioline F bus base module for housing type H

Shield connection

Shield connection - AXL SHIELD SET - 2700518



Axioline shield connection set (contains 2 shield bus holders and 2 SK 5 shield connection clamps)

Terminal marking

Zack marker strip - ZB 20,3 AXL UNPRINTED - 0829579



Zack marker strip for Axioline F (device labeling), in 2 x 20.3 mm pitch, unprinted, 25-section, for individual labeling with B-STIFT 0.8, X-PEN, or CMS-P1-PLOTTER

Zack Marker strip, flat - ZBF 10/5,8 AXL UNPRINTED - 0829580



Zack Marker strip, flat, Strip, white, unlabeled, can be labeled with: PLOTMARK, CMS-P1-PLOTTER, mounting type: snap into flat marker groove, for terminal block width: 10.15 mm, lettering field size: 4 of 10.15 x 5 mm and 1 of 5.8 x 5 mm, Number of individual labels: 50

