

EMERGENCY STOP mushroom pushbutton, 22 mm, round, metal, shiny, red, 40 mm, positive latching, acc. to EN ISO 13850, rotate-to-unlatch, with yellow backing plate, inscription: EMERGENCY STOP, with holder, 1 NC, 1 NC, spring-type terminal



<b>Product brand name</b>	SIRIUS ACT
<b>Product designation</b>	EMERGENCY STOP mushroom pushbuttons
<b>Design of the product</b>	Complete unit
<b>Product type designation</b>	3SU1
<b>Manufacturer's article number</b>	
<ul style="list-style-type: none"> <li>• 1 of supplied contact module</li> <li>• 2 of supplied contact module</li> <li>• of the supplied holder</li> <li>• of the supplied actuator</li> <li>• of supplied accessory</li> </ul>	<ul style="list-style-type: none"> <li><a href="#">3SU1400-1AA10-3CA0</a></li> <li><a href="#">3SU1400-1AA10-3CA0</a></li> <li><a href="#">3SU1550-0AA10-0AA0</a></li> <li><a href="#">3SU1050-1HB20-0AA0</a></li> <li><a href="#">3SU1900-0BC31-0AT0</a></li> </ul>

Enclosure	
<b>Number of command points</b>	1

Actuator	
<b>Design of the operating mechanism</b>	positive latching
<b>Manner of function of the actuating element</b>	latching
<b>Product extension optional Light source</b>	No
<b>Color</b>	
<ul style="list-style-type: none"> <li>• of the actuating element</li> </ul>	red

Material of the actuating element	plastic
Shape of the actuating element	round
Outer diameter of the actuating element	40 mm
Number of contact modules	2
Type of unlocking device	rotate-to-unlatch mechanism

#### Front ring

Product component front ring	No
------------------------------	----

#### Holder

Material of the holder	Metal
------------------------	-------

#### Display

Number of LED modules	0
-----------------------	---

#### General technical data

<b>Product function</b>	
• positive opening	Yes
• EMERGENCY OFF function	Yes
• EMERGENCY STOP function	Yes
<b>Product component</b>	
• Light source	No
<b>Insulation voltage</b>	
• rated value	500 V
<b>Degree of pollution</b>	3
<b>Type of voltage</b>	
• of the operating voltage	AC/DC
<b>Surge voltage resistance rated value</b>	6 kV
<b>Protection class IP</b>	IP66, IP67, IP69(IP69K)
• of the terminal	IP20
<b>Degree of protection NEMA rating</b>	NEMA 1, 2, 3, 3R, 4, 4X, 12, 13
<b>Shock resistance</b>	
• acc. to IEC 60068-2-27	Sinusoidal half-wave 50 g / 11 ms
<b>Operating frequency maximum</b>	600 1/h
<b>Mechanical service life (switching cycles)</b>	
• typical	300 000
<b>Electrical endurance (switching cycles)</b>	
• typical	300 000
<b>Thermal current</b>	10 A
<b>Reference code acc. to DIN EN 81346-2</b>	S
<b>Reference code acc. to DIN EN 61346-2</b>	S
<b>Continuous current of the C characteristic MCB</b>	10 A; for a short-circuit current smaller than 400 A
<b>Continuous current of the quick DIAZED fuse link</b>	10 A
<b>Continuous current of the DIAZED fuse link gG</b>	10 A
<b>Operating voltage</b>	

• at AC	
— at 50 Hz rated value	5 ... 500 V
— at 60 Hz rated value	5 ... 500 V
• at DC	
— rated value	5 ... 500 V

### Power Electronics

<b>Contact reliability</b>	One maloperation per 100 million (17 V, 5 mA), one maloperation per 10 million (5 V, 1 mA)
----------------------------	--

### Auxiliary circuit

<b>Design of the contact of auxiliary contacts</b>	Silver alloy
<b>Number of NC contacts for auxiliary contacts</b>	2
<b>Number of NO contacts for auxiliary contacts</b>	0
<b>Number of CO contacts</b>	
• for auxiliary contacts	0

### Connections/Terminals

<b>Type of electrical connection</b>	
• of modules and accessories	Spring-type terminal
<b>Type of connectable conductor cross-sections</b>	
• solid without core end processing	2x (0.25 ... 1.5 mm <sup>2</sup> )
• finely stranded with core end processing	2x (0.25 ... 0.75 mm <sup>2</sup> )
• finely stranded without core end processing	2x (0.25 ... 1.5 mm <sup>2</sup> )
• at AWG conductors	2x (24 ... 16)
<b>Tightening torque of the screws in the bracket</b>	1 ... 1.2 N·m

### Safety related data

<b>B10 value</b>	
• with high demand rate acc. to SN 31920	100 000
<b>Proportion of dangerous failures</b>	
• with low demand rate acc. to SN 31920	20 %
• with high demand rate acc. to SN 31920	20 %
<b>Failure rate [FIT]</b>	
• with low demand rate acc. to SN 31920	100 FIT
<b>T1 value for proof test interval or service life acc. to IEC 61508</b>	20 y

### Ambient conditions

<b>Ambient temperature</b>	
• during operation	-25 ... +70 °C
• during storage	-40 ... +80 °C
Environmental category during operation acc. to IEC 60721	3M6, 3S2, 3B2, 3C3, 3K6 (with relative air humidity of 10 ... 95 %, no condensation in operation permitted for all devices behind front panel)

## Installation/ mounting/ dimensions

<b>Mounting type</b>	front mounting
• of modules and accessories	Front plate mounting
<b>Height</b>	40 mm
<b>Width</b>	30 mm
<b>Shape of the installation opening</b>	round
<b>Mounting diameter</b>	22.3 mm
<b>Positive tolerance of installation diameter</b>	0.4 mm
<b>Mounting height</b>	46.4 mm
<b>Installation width</b>	75 mm
<b>Installation depth</b>	48.6 mm

## Accessories

<b>Number of backing plates</b>	1
<b>Marking of backing plate</b>	EMERGENCY-STOP
<b>Color of backing plate</b>	Yellow

## Certificates/approvals

### General Product Approval



[Miscellaneous](#)

### Test Certificates

### Marine / Shipping

[Type Test Certificates/Test Report](#)



### Marine / Shipping

### other

[Confirmation](#)



## Further information

### Information- and Downloadcenter (Catalogs, Brochures,...)

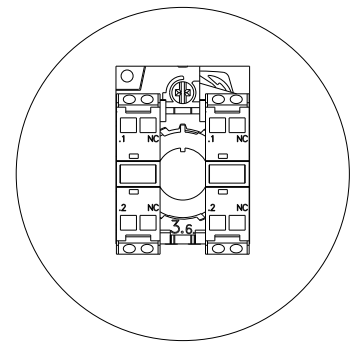
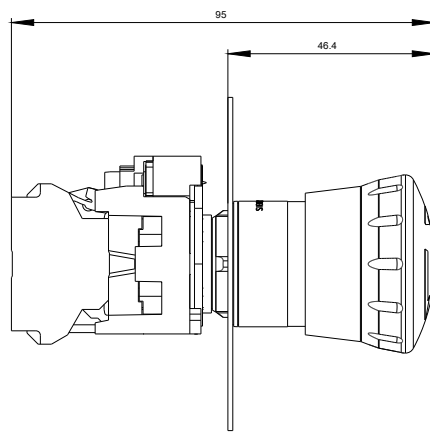
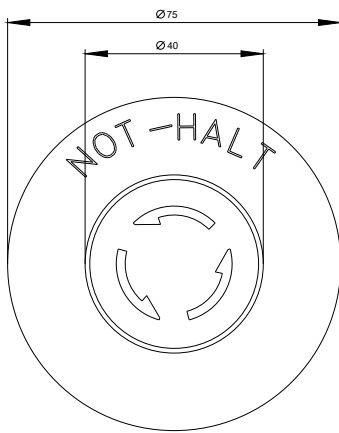
<http://www.siemens.com/industrial-controls/catalogs>

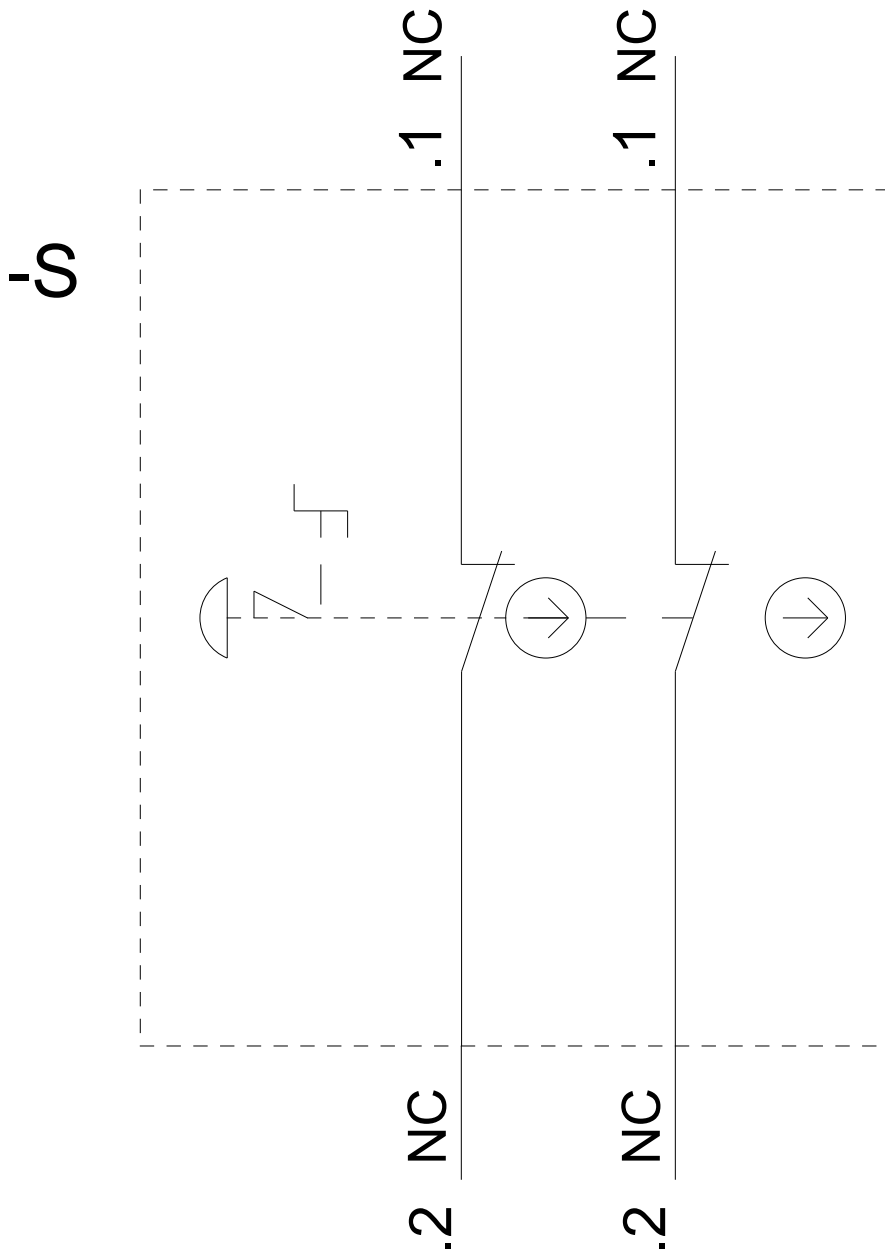
### Industry Mall (Online ordering system)

<https://mall.industry.siemens.com/mall/en/en/Catalog/product?mlfb=3SU1150-1HB20-3PH0>

### Cax online generator

<http://support.automation.siemens.com/WW/CAXorder/default.aspx?lang=en&mlfb=3SU1150-1HB20-3PH0>





last modified:

09/12/2019