

EMERGENCY STOP mushroom pushbutton, 22 mm, round, metal, shiny, red, 40 mm, positive latching, acc. to EN ISO 13850, rotate-to-unlatch, with yellow backing plate, inscription: Arrêt d'urgence, with holder, 1 NC, screw terminal



|   |  |
|---|--|
| <b>Product brand name</b>   | SIRIUS ACT   |
| <b>Product designation</b>  | EMERGENCY STOP mushroom pushbuttons  |
| <b>Design of the product</b>  | Complete unit  |
| <b>Product type designation</b>   | 3SU1   |
| <b>Manufacturer's article number</b>  |  |
| <ul style="list-style-type: none"> <li>• 1 of supplied contact module</li> <li>• of the supplied holder</li> <li>• of the supplied actuator</li> <li>• of supplied accessory</li> </ul> | <ul style="list-style-type: none"> <li><a href="#">3SU1400-1AA10-1CA0</a></li> <li><a href="#">3SU1550-0AA10-0AA0</a></li> <li><a href="#">3SU1050-1HB20-0AA0</a></li> <li><a href="#">3SU1900-0BC31-0GQ0</a></li> </ul> |

|                                 |   |
|---------------------------------|---|
| <b>Enclosure</b>                |   |
| <b>Number of command points</b> | 1 |

|  |                   |
|--|-------------------|
| <b>Actuator</b>  |                   |
| <b>Design of the operating mechanism</b>                                     | positive latching |
| <b>Manner of function of the actuating element</b>                           | latching          |
| <b>Product extension optional Light source</b>                               | No                |
| <b>Color</b>   |                   |
| <ul style="list-style-type: none"> <li>• of the actuating element</li> </ul> | red               |
| <b>Material of the actuating element</b>                                     | plastic           |

|   |                             |
|---|-----------------------------|
| Shape of the actuating element          | round                       |
| Outer diameter of the actuating element | 40 mm                       |
| Number of contact modules               | 1                           |
| Type of unlocking device                | rotate-to-unlatch mechanism |

|                              |    |
|------------------------------|----|
| <b>Front ring</b>            |    |
| Product component front ring | No |

|                        |       |
|------------------------|-------|
| <b>Holder</b>          |       |
| Material of the holder | Metal |

|                       |   |
|-----------------------|---|
| <b>Display</b>        |   |
| Number of LED modules | 0 |

|                               |  |
|-------------------------------|--|
| <b>General technical data</b> |  |
|-------------------------------|--|

|   |  |
|---|--|
| <b>Product function</b>                                 |  |
| • positive opening                                      | Yes  |
| • EMERGENCY OFF function                                | Yes  |
| • EMERGENCY STOP function                               | Yes  |
| <b>Product component</b>                                |  |
| • Light source  | No   |
| <b>Insulation voltage</b>                               |  |
| • rated value   | 500 V  |
| <b>Degree of pollution</b>                              | 3  |
| <b>Type of voltage</b>                                  |  |
| • of the operating voltage                              | AC/DC  |
| <b>Surge voltage resistance rated value</b>             | 6 kV   |
| <b>Protection class IP</b>                              | IP66, IP67, IP69(IP69K)                              |
| • of the terminal                                       | IP20   |
| <b>Degree of protection NEMA rating</b>                 | NEMA 1, 2, 3, 3R, 4, 4X, 12, 13                      |
| <b>Shock resistance</b>                                 |  |
| • acc. to IEC 60068-2-27                                | Sinusoidal half-wave 50 g / 11 ms                    |
| <b>Operating frequency maximum</b>                      | 600 1/h  |
| <b>Mechanical service life (switching cycles)</b>       |  |
| • typical   | 300 000  |
| <b>Electrical endurance (switching cycles)</b>          |  |
| • typical   | 300 000  |
| <b>Thermal current</b>                                  | 10 A   |
| <b>Reference code acc. to DIN EN 81346-2</b>            | S  |
| <b>Reference code acc. to DIN EN 61346-2</b>            | S  |
| <b>Continuous current of the C characteristic MCB</b>   | 10 A; for a short-circuit current smaller than 400 A |
| <b>Continuous current of the quick DIAZED fuse link</b> | 10 A   |
| <b>Continuous current of the DIAZED fuse link gG</b>    | 10 A   |
| <b>Operating voltage</b>                                |  |
| • at AC   |  |

|                        |             |
|------------------------|-------------|
| — at 50 Hz rated value | 5 ... 500 V |
| — at 60 Hz rated value | 5 ... 500 V |
| • at DC                |             |
| — rated value          | 5 ... 500 V |

## Power Electronics

|                            |  |
|----------------------------|--|
| <b>Contact reliability</b> | One maloperation per 100 million (17 V, 5 mA), one maloperation per 10 million (5 V, 1 mA) |
|----------------------------|--|

## Auxiliary circuit

|   |              |
|---|--------------|
| <b>Design of the contact of auxiliary contacts</b>  | Silver alloy |
| <b>Number of NC contacts for auxiliary contacts</b> | 1            |
| <b>Number of NO contacts for auxiliary contacts</b> | 0            |
| <b>Number of CO contacts</b>                        |              |
| • for auxiliary contacts                            | 0            |

## Connections/Terminals

|   |                                    |
|---|------------------------------------|
| <b>Type of electrical connection</b>                  |                                    |
| • of modules and accessories                          | Screw-type terminal                |
| <b>Type of connectable conductor cross-sections</b>   |                                    |
| • solid with core end processing                      | 2x (0.5 ... 0.75 mm <sup>2</sup> ) |
| • solid without core end processing                   | 2x (1.0 ... 1.5 mm <sup>2</sup> )  |
| • finely stranded with core end processing            | 2x (0.5 ... 1.5 mm <sup>2</sup> )  |
| • finely stranded without core end processing         | 2x (1,0 ... 1,5 mm <sup>2</sup> )  |
| • at AWG conductors                                   | 2x (18 ... 14)                     |
| <b>Tightening torque of the screws in the bracket</b> | 1 ... 1.2 N·m                      |
| <b>Tightening torque</b>                              |                                    |
| • for auxiliary contacts with screw-type terminals    | 0.8 ... 0.9 N·m                    |

## Safety related data

|   |         |
|---|---------|
| <b>B10 value</b>  |         |
| • with high demand rate acc. to SN 31920                                  | 100 000 |
| <b>Proportion of dangerous failures</b>                                   |         |
| • with low demand rate acc. to SN 31920                                   | 20 %    |
| • with high demand rate acc. to SN 31920                                  | 20 %    |
| <b>Failure rate [FIT]</b>   |         |
| • with low demand rate acc. to SN 31920                                   | 100 FIT |
| <b>T1 value for proof test interval or service life acc. to IEC 61508</b> | 20 y    |

## Ambient conditions

|                            |                |
|----------------------------|----------------|
| <b>Ambient temperature</b> |                |
| • during operation         | -25 ... +70 °C |
| • during storage           | -40 ... +80 °C |

|   |  |
|---|--|
| Environmental category during operation acc. to IEC 60721 | 3M6, 3S2, 3B2, 3C3, 3K6 (with relative air humidity of 10 ... 95 %, no condensation in operation permitted for all devices behind front panel) |
|---|--|

### Installation/ mounting/ dimensions

|  |                      |
|--|----------------------|
| <b>Mounting type</b>                               | front mounting       |
| • of modules and accessories                       | Front plate mounting |
| <b>Height</b>                                      | 40 mm                |
| <b>Width</b>                                       | 30 mm                |
| <b>Shape of the installation opening</b>           | round                |
| <b>Mounting diameter</b>                           | 22.3 mm              |
| <b>Positive tolerance of installation diameter</b> | 0.4 mm               |
| <b>Mounting height</b>                             | 46.4 mm              |
| <b>Installation width</b>                          | 75 mm                |
| <b>Installation depth</b>                          | 48.6 mm              |

### Accessories

|                                 |                 |
|---------------------------------|-----------------|
| <b>Number of backing plates</b> | 1               |
| <b>Marking of backing plate</b> | ARRET D'URGENCE |
| <b>Color of backing plate</b>   | Yellow          |

### Certificates/approvals

| General Product Approval   | Declaration of Conformity   |
|--|---|
|  CCC<br> CSA<br> UL |  EAC<br> CE<br>EG-Konf. |

[Miscellaneous](#)

| Test Certificates | Marine / Shipping |
|-------------------|-------------------|
|-------------------|-------------------|

[Type Test Certificates/Test Report](#)



| Marine / Shipping | other |
|-------------------|-------|
|-------------------|-------|

[Confirmation](#)



### Further information

Information- and Downloadcenter (Catalogs, Brochures,...)  
<http://www.siemens.com/industrial-controls/catalogs>

**Industry Mall (Online ordering system)**

<https://mall.industry.siemens.com/mall/en/en/Catalog/product?mlfb=3SU1150-1HB20-1CJ0>

**Cax online generator**

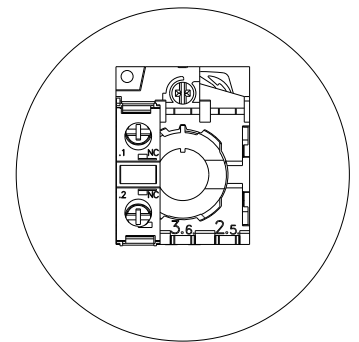
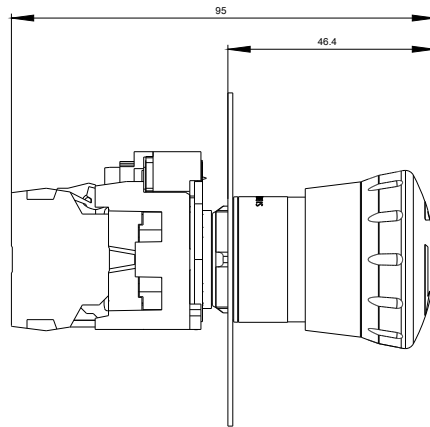

<http://support.automation.siemens.com/WW/CAXorder/default.aspx?lang=en&mlfb=3SU1150-1HB20-1CJ0>

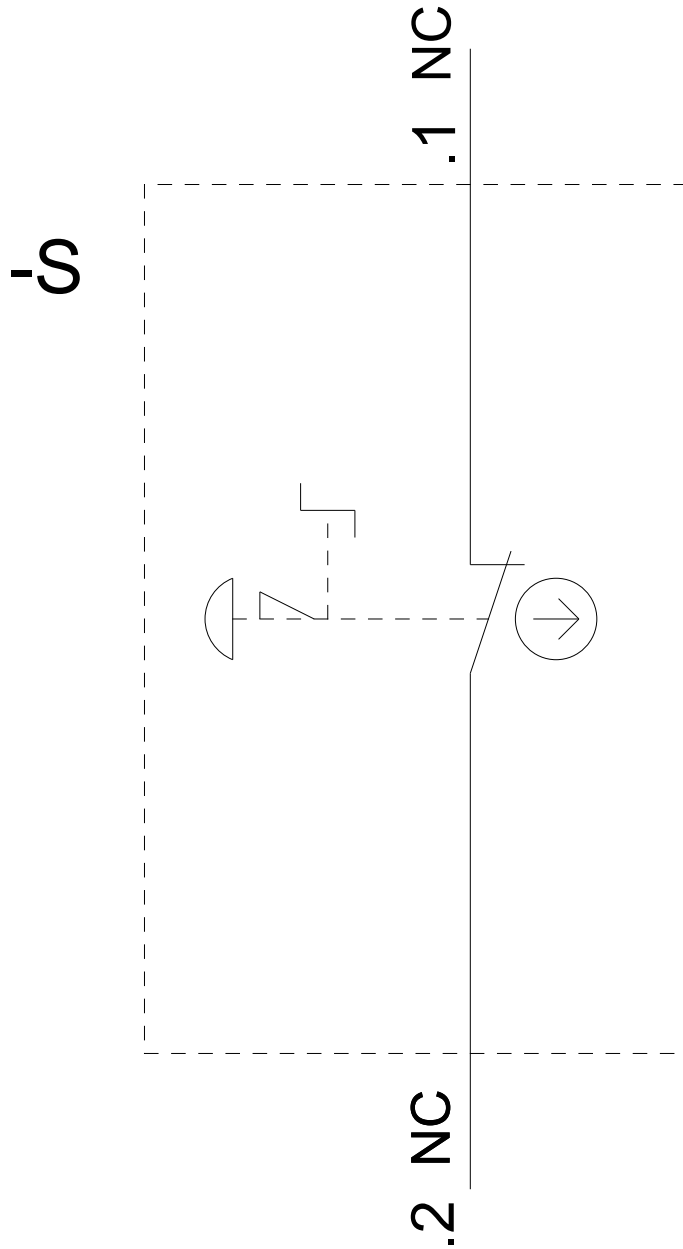
**Service&Support (Manuals, Certificates, Characteristics, FAQs,...)**

<https://support.industry.siemens.com/cs/ww/en/ps/3SU1150-1HB20-1CJ0>

**Image database (product images, 2D dimension drawings, 3D models, device circuit diagrams, EPLAN macros, ...)**

[http://www.automation.siemens.com/bilddb/cax\\_de.aspx?mlfb=3SU1150-1HB20-1CJ0&lang=en](http://www.automation.siemens.com/bilddb/cax_de.aspx?mlfb=3SU1150-1HB20-1CJ0&lang=en)





last modified:

09/12/2019