

EMERGENCY STOP mushroom pushbutton, 22 mm, round, metal, shiny, red, 40 mm, positive latching, acc. to EN ISO 13850, pull-to-unlatch mechanism, with yellow backing plate, inscription: EMERGENCY STOP, with holder, 1 NO+1 NC, screw terminal



| | |
|---|--|
| Product brand name | SIRIUS ACT |
| Product designation | EMERGENCY STOP mushroom pushbuttons |
| Design of the product | Complete unit |
| Product type designation | 3SU1 |
| Manufacturer's article number | |
| <ul style="list-style-type: none"> • 1 of supplied contact module • of the supplied holder • of the supplied actuator • of supplied accessory | 3SU1400-1AA10-1FA0 3SU1550-0AA10-0AA0 3SU1050-1HA20-0AA0 3SU1900-0BC31-0AT0 |

| | |
|---------------------------------|---|
| Enclosure | |
| Number of command points | 1 |

| | |
|--|-------------------|
| Actuator | |
| Design of the operating mechanism | positive latching |
| Manner of function of the actuating element | latching |
| Product extension optional Light source | No |
| Color | |
| <ul style="list-style-type: none"> • of the actuating element | red |
| Material of the actuating element | plastic |

| | |
|---|---------------------------|
| Shape of the actuating element | round |
| Outer diameter of the actuating element | 40 mm |
| Number of contact modules | 1 |
| Type of unlocking device | pull-to-unlatch mechanism |

Front ring

| | |
|------------------------------|----|
| Product component front ring | No |
|------------------------------|----|

Holder

| | |
|------------------------|-------|
| Material of the holder | Metal |
|------------------------|-------|

Display

| | |
|-----------------------|---|
| Number of LED modules | 0 |
|-----------------------|---|

General technical data

| | |
|---|--|
| Product function | |
| • positive opening | Yes |
| • EMERGENCY OFF function | Yes |
| • EMERGENCY STOP function | Yes |
| Product component | |
| • Light source | No |
| Insulation voltage | |
| • rated value | 500 V |
| Degree of pollution | 3 |
| Type of voltage | |
| • of the operating voltage | AC/DC |
| Surge voltage resistance rated value | 6 kV |
| Protection class IP | IP66, IP67, IP69(IP69K) |
| • of the terminal | IP20 |
| Degree of protection NEMA rating | NEMA 1, 2, 3, 3R, 4, 4X, 12, 13 |
| Shock resistance | |
| • acc. to IEC 60068-2-27 | Sinusoidal half-wave 50 g / 11 ms |
| Operating frequency maximum | 600 1/h |
| Mechanical service life (switching cycles) | |
| • typical | 300 000 |
| Electrical endurance (switching cycles) | |
| • typical | 300 000 |
| Thermal current | 10 A |
| Reference code acc. to DIN EN 81346-2 | S |
| Reference code acc. to DIN EN 61346-2 | S |
| Continuous current of the C characteristic MCB | 10 A; for a short-circuit current smaller than 400 A |
| Continuous current of the quick DIAZED fuse link | 10 A |
| Continuous current of the DIAZED fuse link gG | 10 A |
| Operating voltage | |
| • at AC | |

| | |
|------------------------|-------------|
| — at 50 Hz rated value | 5 ... 500 V |
| — at 60 Hz rated value | 5 ... 500 V |
| • at DC | |
| — rated value | 5 ... 500 V |

Power Electronics

| | |
|----------------------------|--|
| Contact reliability | One maloperation per 100 million (17 V, 5 mA), one maloperation per 10 million (5 V, 1 mA) |
|----------------------------|--|

Auxiliary circuit

| | |
|---|--------------|
| Design of the contact of auxiliary contacts | Silver alloy |
| Number of NC contacts for auxiliary contacts | 1 |
| Number of NO contacts for auxiliary contacts | 1 |
| Number of CO contacts | |
| • for auxiliary contacts | 0 |

Connections/Terminals

| | |
|---|------------------------------------|
| Type of electrical connection | |
| • of modules and accessories | Screw-type terminal |
| Type of connectable conductor cross-sections | |
| • solid with core end processing | 2x (0.5 ... 0.75 mm ²) |
| • solid without core end processing | 2x (1.0 ... 1.5 mm ²) |
| • finely stranded with core end processing | 2x (0.5 ... 1.5 mm ²) |
| • finely stranded without core end processing | 2x (1,0 ... 1,5 mm ²) |
| • at AWG conductors | 2x (18 ... 14) |
| Tightening torque of the screws in the bracket | 1 ... 1.2 N·m |
| Tightening torque | |
| • for auxiliary contacts with screw-type terminals | 0.8 ... 0.9 N·m |

Safety related data

| | |
|---|---------|
| B10 value | |
| • with high demand rate acc. to SN 31920 | 100 000 |
| Proportion of dangerous failures | |
| • with low demand rate acc. to SN 31920 | 20 % |
| • with high demand rate acc. to SN 31920 | 20 % |
| Failure rate [FIT] | |
| • with low demand rate acc. to SN 31920 | 100 FIT |
| T1 value for proof test interval or service life acc. to IEC 61508 | 20 y |

Ambient conditions

| | |
|----------------------------|----------------|
| Ambient temperature | |
| • during operation | -25 ... +70 °C |
| • during storage | -40 ... +80 °C |

| | |
|---|--|
| Environmental category during operation acc. to IEC 60721 | 3M6, 3S2, 3B2, 3C3, 3K6 (with relative air humidity of 10 ... 95 %, no condensation in operation permitted for all devices behind front panel) |
|---|--|

Installation/ mounting/ dimensions

| | |
|--|----------------------|
| Mounting type | front mounting |
| • of modules and accessories | Front plate mounting |
| Height | 40 mm |
| Width | 30 mm |
| Shape of the installation opening | round |
| Mounting diameter | 22.3 mm |
| Positive tolerance of installation diameter | 0.4 mm |
| Mounting height | 46.4 mm |
| Installation width | 75 mm |
| Installation depth | 70.6 mm |

Accessories

| | |
|---------------------------------|----------------|
| Number of backing plates | 1 |
| Marking of backing plate | EMERGENCY-STOP |
| Color of backing plate | Yellow |

Certificates/approvals

| General Product Approval | Declaration of Conformity |
|--|---|
|  CCC  CSA  UL |  EAC  CE EG-Konf. |

[Miscellaneous](#)

| Test Certificates | Marine / Shipping |
|-------------------|-------------------|
|-------------------|-------------------|

[Type Test Certificates/Test Report](#)



| Marine / Shipping | other |
|-------------------|-------|
|-------------------|-------|

[Confirmation](#)



Further information

Information- and Downloadcenter (Catalogs, Brochures,...)
<http://www.siemens.com/industrial-controls/catalogs>

Industry Mall (Online ordering system)

<https://mall.industry.siemens.com/mall/en/en/Catalog/product?mlfb=3SU1150-1HA20-1FH0>

Cax online generator

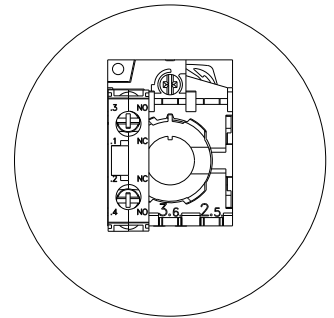
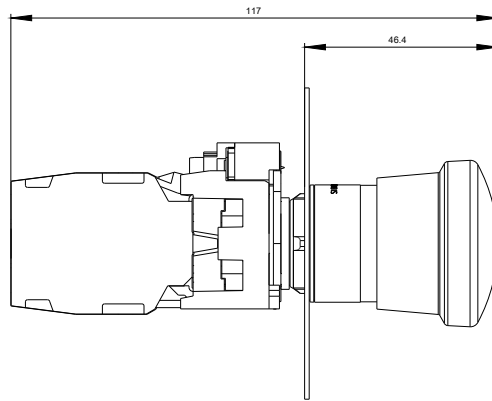
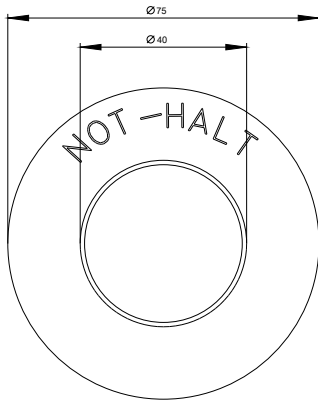
<http://support.automation.siemens.com/WW/CAXorder/default.aspx?lang=en&mlfb=3SU1150-1HA20-1FH0>

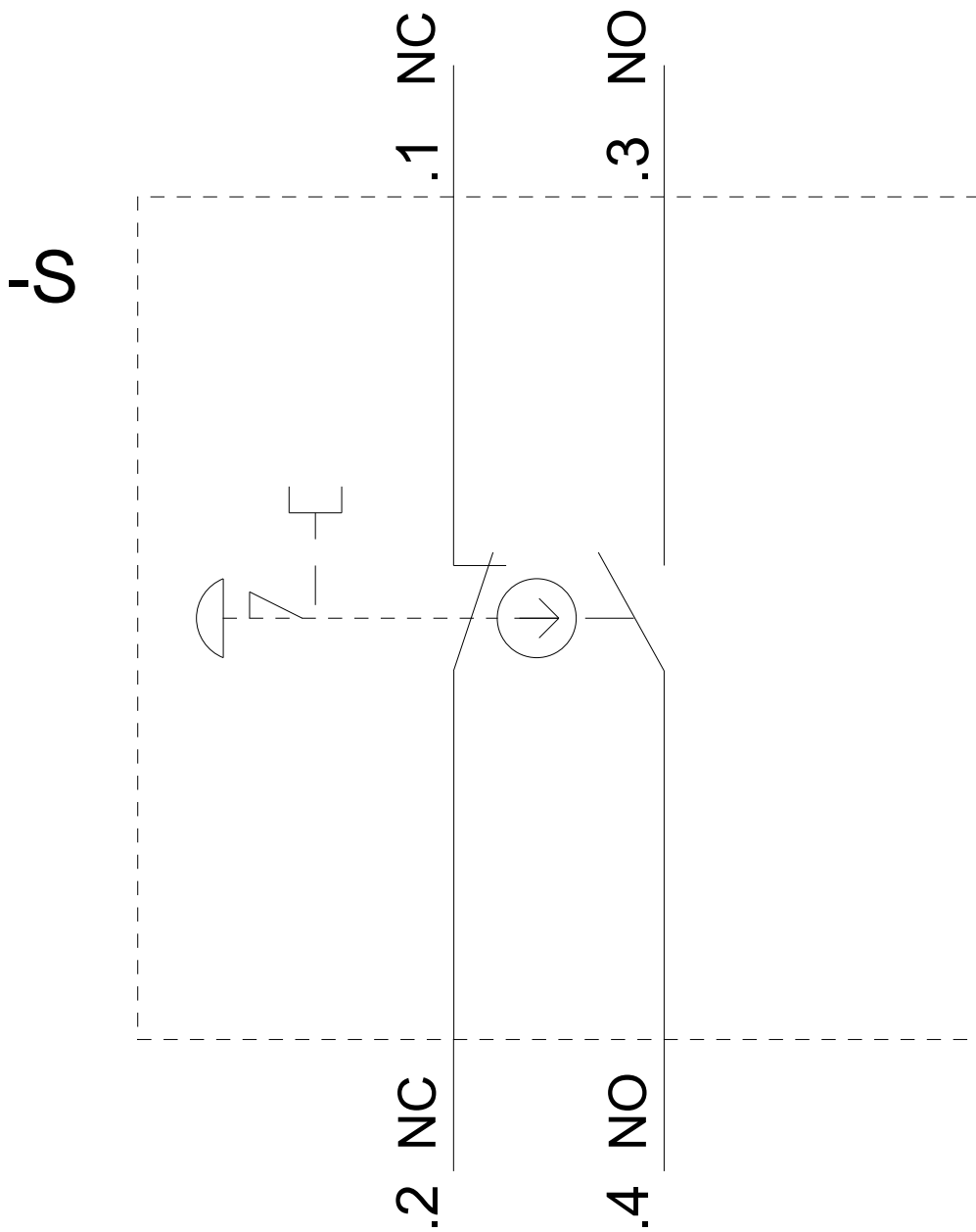
Service&Support (Manuals, Certificates, Characteristics, FAQs,...)

<https://support.industry.siemens.com/cs/ww/en/ps/3SU1150-1HA20-1FH0>

Image database (product images, 2D dimension drawings, 3D models, device circuit diagrams, EPLAN macros, ...)

http://www.automation.siemens.com/bilddb/cax_de.aspx?mlfb=3SU1150-1HA20-1FH0&lang=en





last modified:

09/12/2019