






*See below for Actuator options.



Sales Number	TONGUE INTERLOCK SINGLE KEY STAINLESS STEEL 316 Holding Force (ISO14119) F1 Max 3000N Fzh 2307N
SS-TS	Key trapped - actuator unlocked
Sales Number	TONGUE INTERLOCK SINGLE KEY DIE CAST METAL (Mirror Finish) Holding Force (ISO14119) F1 Max 3000N Fzh 2307N
M-TS	Key trapped - actuator unlocked



Sales Number	TONGUE INTERLOCK DUAL KEY STAINLESS STEEL 316 Holding Force (ISO14119) F1 Max 3000N Fzh 2307N
SS-TD-11	2 sequential keys - one key trapped one key free - actuator unlocked
Sales Number	TONGUE INTERLOCK DUAL KEY DIE CAST METAL (Mirror Fin) Holding Force (ISO14119) F1 Max 3000N Fzh 2307N
M-TD-11	2 sequential keys - one key trapped one key free - actuator unlocked



SALES NUMBER	ACTUATOR TYPE
140107	A = Standard Actuator Stainless Steel 316
140108	F = Flat Actuator Stainless Steel 316 with Plastic Cover
140110	HF = Heavy Duty Flexible Actuator Stainless Steel 316 and Die Cast
140111	HFH = Heavy Duty Flexible Actuator fully Stainless Steel 316



Trapped Key Tongue Interlocks - Types TS TD

Operating Instructions

READ AND UNDERSTAND THESE INSTRUCTIONS BEFORE INSTALLING, OPERATING, OR MAINTAINING THIS EQUIPMENT.

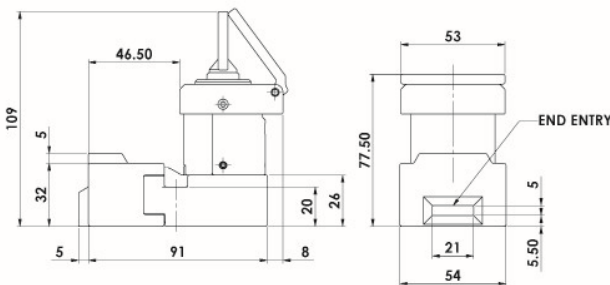
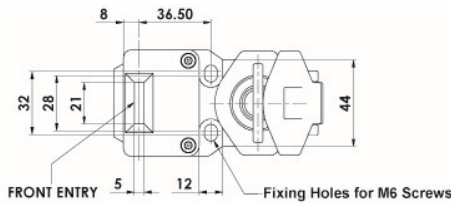
The product is designed to be a component of a customized safety oriented control system. It is the responsibility of the user to ensure the correct overall functionality of its systems and machines. IDEM, its subsidiaries and affiliates, are not in a position to guarantee all of the characteristics of a given system or product not designed by IDEM.

INSTALLATION: Installation must only be carried out by competent personnel and in accordance with these instructions.

Always use correct size mounting bolts (M6). Tightening torque 2Nm. Ensure that the holding force is sufficient to withstand the static forces applied during normal use and dynamic effects caused by bouncing of the guard shall not create an impact reaction force which exceeds the holding force. If the expected impact reaction forces are higher than the specified holding force for the switch, then design measures must be applied to avoid the force.

MAINTENANCE: Every month: If the actuator, key or housings display signs of mechanical damage then remove and replace.

IDEM will not accept responsibility for failure of the interlock functions if the installation and maintenance requirements are not implemented. THESE INSTRUCTIONS FORM PART OF THE PRODUCT WARRANTY.



TECHNICAL SPECIFICATIONS

Body Material: Stainless steel or die cast

Operating Temperature: -25C. to +50C.

Holding Force: 3000N. (F1max.) 2307N. (Fzh)

Mechanical Life (B10d) : 200,000 cycles

Tongue Interlock Model TD

