

Residual-current transformer for residual current monitoring Bushing opening 210 mm Residual current 30 mA...40 A



Figure similar

General technical data:	
Product designation	Residual current transformer for fault current monitoring
Product feature Touch protection	Yes
Type of electrical connection at output	screw-type terminals
Operating voltage rated value maximum	1 000 V
Continuous current per phase maximum	630 A
Fault current at input rated value	40 A
Surge voltage resistance rated value	8 kV
Reference identifier acc. to DIN EN 81346-2	B
Reference identifier acc. to DIN 40719 extended according to IEC 204-2 acc. to IEC 750	T
Reference identifier acc. to DIN EN 61346-2	B

Connections/ Terminals:	
Type of connectable conductor cross-sections	
<ul style="list-style-type: none"> • solid • finely stranded — with core end processing 	<p>1x (0.75 ... 4.0 mm²)</p> <p>0.5 ... 2.5 mm²</p>

- at AWG conductors
 - solid

1x (19 ... 12)

Ambient conditions:

Ambient temperature	
• during transport	-25 ... +60 °C
• during operation	-25 ... +60 °C
• during storage	-40 ... +85 °C
Relative humidity during operation	95 %
Installation altitude at height above sea level	2 000 m

Installation/ mounting/ dimensions:

Diameter of feed through opening	210 mm
Width	300 mm
Height	62 mm
Depth	286 mm
Mounting position	standing, on horizontal mounting surface
Mounting type	screw fixing
Tightening torque with screw-type terminals	0.5 ... 0.5 N·m
Tightening torque [lbf·in] with screw-type terminals	4.4 ... 4.4 lbf·in

Certificates/ approvals:

General Product Approval	Declaration of Conformity	Test Certificates	other
 CCC	 UL	 EAC	 EG-Konf.
		Special Test Certificate	Confirmation

Further information

Information- and Downloadcenter (Catalogs, Brochures,...)

<http://www.siemens.com/industrial-controls/catalogs>

Industry Mall (Online ordering system)

<http://www.siemens.com/industrymall>

Cax online generator

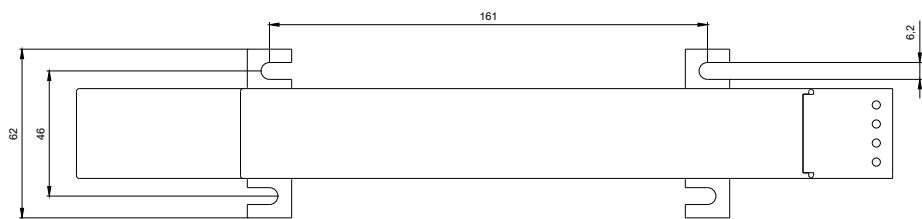
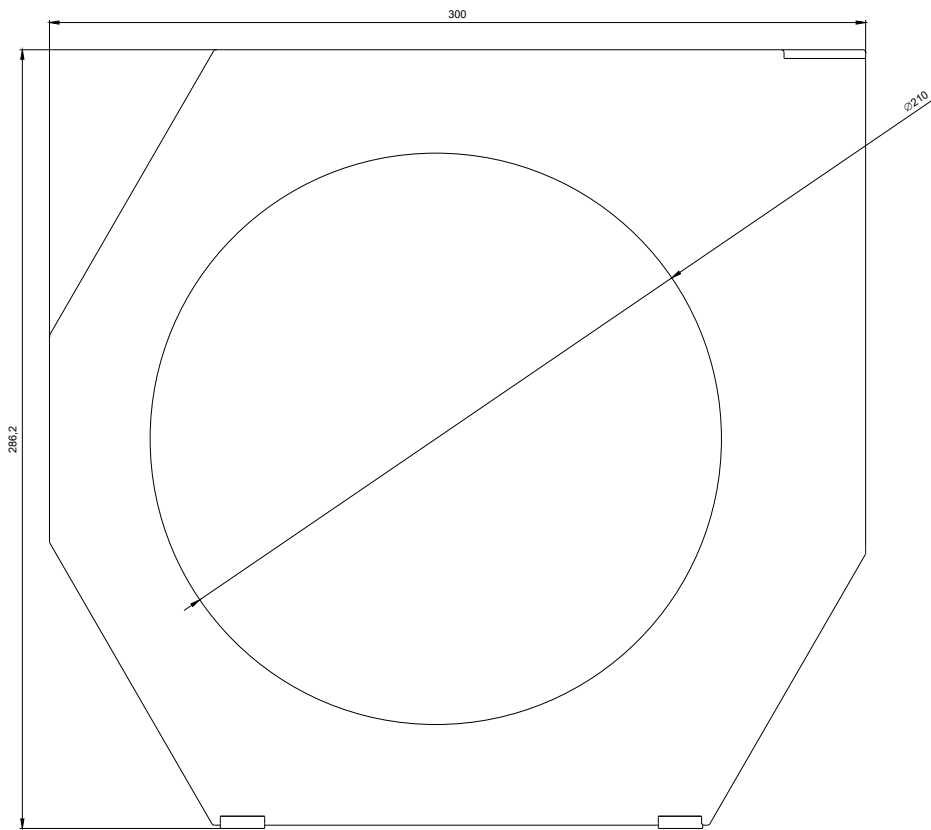
<http://support.automation.siemens.com/WW/CAXorder/default.aspx?lang=en&mlfb=3UL2307-1A>

Service&Support (Manuals, Certificates, Characteristics, FAQs,...)

<https://support.industry.siemens.com/cs/ww/en/ps/3UL2307-1A>

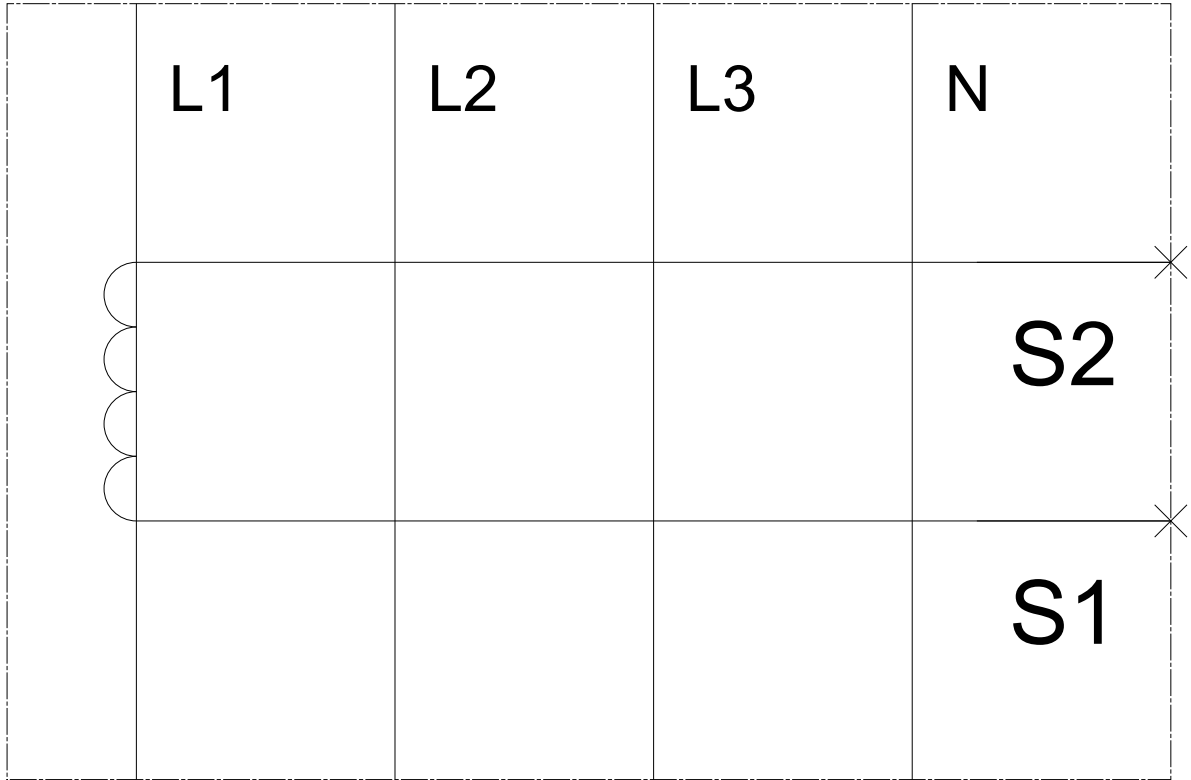
Image database (product images, 2D dimension drawings, 3D models, device circuit diagrams, EPLAN macros, ...)

http://www.automation.siemens.com/bilddb/cax_de.aspx?mlfb=3UL2307-1A&lang=en



WB 666 3UL2307-1A_ALL

-B



last modified:

05/16/2018