

Cable - FLK 14/16/EZ-DR/1000/S7 - 2293941


Please be informed that the data shown in this PDF Document is generated from our Online Catalog. Please find the complete data in the user's documentation. Our General Terms of Use for Downloads are valid (<http://phoenixcontact.com/download>)



Assembled round cable set, for front adapter of the Siemens SIMATIC® "TOP connect" series, with one 16-pos. and one 14-pos. socket strip, for connecting 8 channels, cable length: 10 m



Key commercial data

| | |
|--------------------------------------|--|
| Packing unit | 1 pc |
| GTIN |  4 017918 125639 |
| Weight per Piece (excluding packing) | 580.0 g |
| Custom tariff number | 85444290 |
| Country of origin | Germany |
| Note | Made to Order (non-returnable) |

Technical data

General

| | |
|---|---|
| Nominal voltage U_N | < 50 V AC |
| | 60 V DC |
| Max. current carrying capacity per path | 1 A |
| Max. conductor resistance | 0.16 Ω /m |
| Length of cable | 10 m |
| Single wire, cross section | 0.14 mm ² |
| AWG | 26 |
| Conductor construction: Number of litz wires: | 7 |
| Single wire, material | Cu tin-plated |
| Test voltage | 500 V AC (50 Hz, 1 min.) |
| External diameter | 6.4 mm |
| Cable, preassembly | Insulation displacement, IEC 60352-4/DIN EN 60352-4 |
| Shielding | no |
| Standards/regulations | DIN EN 60352-4 |
| | IEC 352-4 |

Cable - FLK 14/16/EZ-DR/1000/S7 - 2293941

Technical data

Environmental conditions

| | |
|---|------------------|
| Ambient temperature (operation) | -20 °C ... 50 °C |
| Ambient temperature (storage/transport) | -20 °C ... 70 °C |
| Flame resistance | IEC 60332-1 |

Connector, module side

| | |
|---------------------|--------------------------------|
| Number of positions | 14 |
| Connectors | IDC/FLK socket strip (2.54 mm) |
| Number of plugs | 1 |

Connector, controller side

| | |
|---------------------|--------------------------------|
| Number of positions | 16 |
| Connectors | IDC/FLK socket strip (2.54 mm) |
| Number of plugs | 1 |

Supported controller

| | |
|------------|---------------------|
| Controller | SIEMENS TOP connect |
|------------|---------------------|

Classifications

eCl@ss

| | |
|------------|----------|
| eCl@ss 4.0 | 27060306 |
| eCl@ss 4.1 | 27060306 |
| eCl@ss 5.0 | 27061801 |
| eCl@ss 5.1 | 27061801 |
| eCl@ss 6.0 | 27061801 |
| eCl@ss 7.0 | 27061801 |
| eCl@ss 8.0 | 27249205 |

ETIM

| | |
|----------|----------|
| ETIM 2.0 | EC000237 |
| ETIM 3.0 | EC000237 |
| ETIM 4.0 | EC000237 |
| ETIM 5.0 | EC000237 |

UNSPSC

| | |
|---------------|----------|
| UNSPSC 6.01 | 26121620 |
| UNSPSC 7.0901 | 26121620 |
| UNSPSC 11 | 26121620 |
| UNSPSC 12.01 | 26121620 |
| UNSPSC 13.2 | 26121620 |

Approvals

Approvals

Cable - FLK 14/16/EZ-DR/1000/S7 - 2293941

Approvals


Approvals


UL Recognized / cUL Recognized / EAC / cULus Recognized

Ex Approvals


Approvals submitted

Approval details

UL Recognized 

cUL Recognized 

EAC

cULus Recognized 

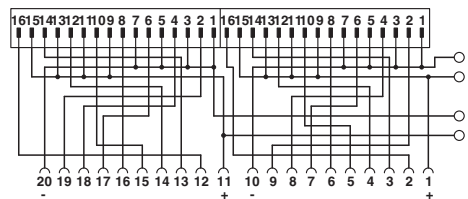
Drawings

Cable - FLK 14/16/EZ-DR/1000/S7 - 2293941

Connection diagram

| 14-pos. Socket strip PIN | 16-pos. Socket strip PIN | Wire color |
|--------------------------------|--------------------------------|--------------|
| 1 | 16 | Black |
| 2 | 14 | Brown |
| 3 | 12 | Red |
| 4 | 10 | Orange |
| 5 | 8 | Yellow |
| 6 | 6 | Green |
| 7 | 4 | Blue |
| 8 | 2 | Violet |
| 9 | 9 | Gray |
| 10 | 1 | White |
| 11 | 11 | White-black |
| 12 | 3 | White-brown |
| 13 | 13 | White-red |
| 14 | 5 | White-orange |
| | 7 | - |
| | 15 | - |

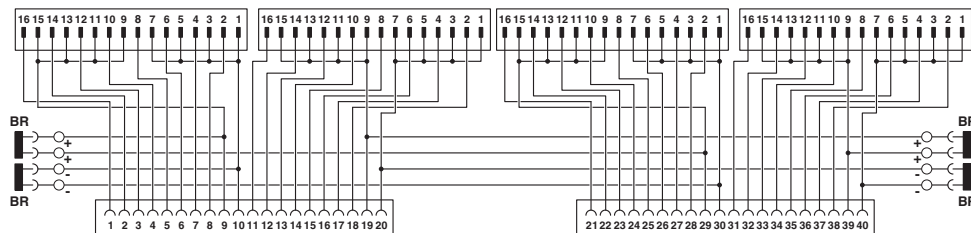
Circuit diagram



Pin assignment Siemens S7 front connector modules 6ES7 921-3...

Pin assignment and color code

Circuit diagram



Pin assignment of digital Siemens S7 front plug-in modules 6ES7 921-5AB20-0AA0 or 6ES7 921-5AH20-0AA0