

# Main switch Rear mounting Metal shaft



Powering Business Worldwide™

**Part no.** P1-32/M4/SVB  
**Article no.** 172865  
**Catalog No.** P1-32/M4/SVB

## Delivery programme

Product range  
 Basic function

Part group reference  
 Emergency STOP

Contacts

Main circuits  
 Poles



Auxiliary contacts



Locking facility  
 Protection type  
 Design

Contact sequence

Front plate no.

Switch-disconnectors T, P  
 Main switches  
 Maintenance switches  
 Manual override switches  
 P1  
 as emergency switching off/  
 emergency stop function  
 With red rotary handle and yellow  
 locking ring  
 without auxiliary contacts  
 auxiliary contact fitted by user  
 neutral conductor fitted by user  
 3

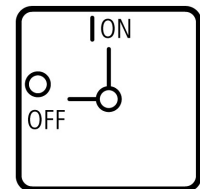
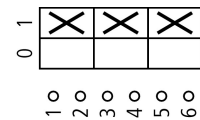
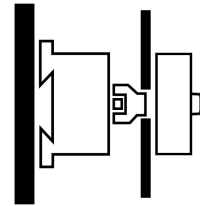
N/O

0

B

0

Lockable in the 0 (Off) position  
 Front IP65  
 main switches rear mounting



# FS 908

Bemessungsbetriebsleistung AC-23A,

50 - 60 Hz

400 V

Rated uninterrupted current

P

$I_u$

kW

A

15

32

## General

Standards

Climatic proofing

Ambient temperature

Open

Enclosed

Overvoltage category/pollution degree

Rated impulse withstand voltage

Mechanical shock resistance

Mounting position

		IEC/EN 60947, VDE 0660, IEC/EN 60204, Switch-disconnector according to IEC/EN 60947-3
		Damp heat, constant, to IEC 60068-2-78 Damp heat, cyclic, to IEC 60068-2-30
	°C	
	°C	-25 - +50
	°C	-25 - +40
		III/3
$U_{imp}$	V AC	6000
	g	15
		As required

## Contacts

### Mechanical variables

Main circuits  
Poles  
Auxiliary contacts

### Electrical characteristics

Rated operational voltage

Rated uninterrupted current

Note on rated uninterrupted current  $I_u$

### Load rating with intermittent operation, class 12

AB 25 % DF

AB 40 % DF

AB 60 % DF

### Short-circuit rating

Fuse

### Rated short-time withstand current (1 s current)

Note on rated short-time withstand current  $I_{cw}$

## Switching capacity

Bemessungsausschaltvermögen  $\cos \varphi$  nach IEC 60947-3

230 V

400/415 V

500 V

690 V

### Safe isolation to EN 61140

between the contacts

Current heat loss per contact at  $I_e$

### Lifespan, mechanical

### Maximum operating frequency

### AC

#### AC-3

Rating, motor load switch

220 V 230 V

400 V 415 V

500 V

690 V

Bemessungsbetriebsstrom Motorschalter

230 V

400V 415 V

500 V

690 V

#### AC-21A

Bemessungsbetriebsstrom Lastschalter

440 V

#### AC-23A

Bemessungsbetriebsleistung AC-23A, 50 - 60 Hz

230 V

400 V 415 V

500 V

690 V

### Finger and back-of-hand proof

		3
	N/O	0
	B	0
$U_e$	V AC	690
$I_u$	A	32
		Rated uninterrupted current $I_u$ is specified for max. cross-section.
	$x I_e$	2
	$x I_e$	1.6
	$x I_e$	1.3
	A gG/ gL	50
$I_{cw}$	$A_{rms}$	640
		Current for a time of 1 second

	A	
	A	260
	A	300
	A	290
	A	250
	V AC	440
	W	1.8
Operations	$x 10^6$	> 0.3
Operations/ h		1200
P	kW	
P	kW	7.5
P	kW	13
P	kW	18.5
P	kW	15
$I_e$	A	26.4
$I_e$	A	26.4
$I_e$	A	23.4
$I_e$	A	14.7
$I_e$	A	32
P	kW	
P	kW	8.5
P	kW	15
P	kW	18.5
P	kW	18.5

Bemessungsbetriebsstrom Motorschalter

230 V	$I_e$	A	32
DC			
DC-1, Load-break switches L/R = 1 ms			
Rated operational current	$I_e$	A	32
Voltage per contact pair in series		V	60
DC-23A, motor load switch L/R = 15 ms			
24 V			
Rated operational current	$I_e$	A	25
Contacts		Quantity	1
48 V			
Rated operational current	$I_e$	A	25
Contacts		Quantity	2
60 V			
Rated operational current	$I_e$	A	25
Contacts		Quantity	3
120 V			
Rated operational current	$I_e$	A	12
Contacts		Quantity	3

**Terminal capacities**

Flexible with ferrules to DIN 46228

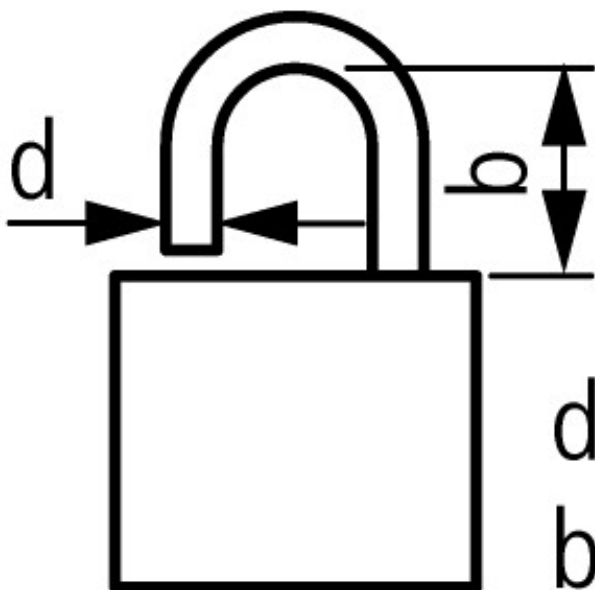
Flexible with ferrule

Terminal screw

Max. tightening torque


	$\text{mm}^2$	
	$\text{mm}^2$	1 x (1 - 4) 2 x (1 - 4)
		M4
	Nm	1.6

**Dimensions**



$$d = 4 - 8 \text{ mm}$$

$$b + d \leq 47 \text{ mm}$$

 3 padlocks

**Additional product information (links)**

<a href="http://ecat.moeller.net/flip-cat/?edition=HPLEN&amp;startpage=4.87">http://ecat.moeller.net/flip-cat/?edition=HPLEN&amp;startpage=4.87</a>
<a href="http://de.ecat.moeller.net/flip-cat/?edition=HPLTEv1&amp;startpage=4.2">http://de.ecat.moeller.net/flip-cat/?edition=HPLTEv1&amp;startpage=4.2</a>
<a href="http://de.ecat.moeller.net/flip-cat/?edition=HPLTEv1&amp;startpage=4.4">http://de.ecat.moeller.net/flip-cat/?edition=HPLTEv1&amp;startpage=4.4</a>
<a href="http://de.ecat.moeller.net/flip-cat/?edition=HPLTEv1&amp;startpage=4.6">http://de.ecat.moeller.net/flip-cat/?edition=HPLTEv1&amp;startpage=4.6</a>
<a href="http://de.ecat.moeller.net/flip-cat/?edition=HPLTEv1&amp;startpage=4.8">http://de.ecat.moeller.net/flip-cat/?edition=HPLTEv1&amp;startpage=4.8</a>
<a href="http://de.ecat.moeller.net/flip-cat/?edition=HPLTEv1&amp;startpage=4.8">http://de.ecat.moeller.net/flip-cat/?edition=HPLTEv1&amp;startpage=4.8</a>