

SAFETY POSITION SWITCHES WITH SOLENOID INTERLOCKING LOCK. FORCE 2600N,5 APPR. DIR. METAL HOUSING,3X(M20X1.5) SPRING-LOCKED, AUXILIARY RELEASE ON FRONT MAGNET VOLTAGE 24V DC, MONITOR. OF ACTUATOR 2NC/1NO, MONITOR. OF MAGNET 2NC/1NO



Figure similar

Product designation	position switch with tumbler
Design of the product	with separate actuator and with tumbler
Manufacturer article number	
<ul style="list-style-type: none"> • of the optional actuators 	3SE5000-0AV01 standard actuator, 3SE5000-0AV02 actuator with vertical mounting, 3SE5000-0AV03 actuator with transverse mounting, 3SE5000-0AV04 radius actuator left, 3SE5000-0AV05 universal actuator, 3SE5000-0AV06 radius actuator right, 3SE5000-0AV07 heavy duty actuator

General technical data:	
Product function	
<ul style="list-style-type: none"> • positive opening 	Yes
Insulation voltage	
<ul style="list-style-type: none"> • rated value 	250 V
Surge voltage resistance rated value	4 kV
Protection class IP	IP66/IP67
Degree of pollution	class 3
Shock resistance	30g / 11 ms
<ul style="list-style-type: none"> • acc. to IEC 60068-2-27 	30 g / 11 ms
Vibration resistance	0.35 mm / 5g

<ul style="list-style-type: none"> • acc. to IEC 60068-2-6 	0.35 mm/5g
Mechanical service life (switching cycles)	
<ul style="list-style-type: none"> • typical 	1 000 000
Electrical endurance (switching cycles) with contactor 3RH11, 3RT1016, 3RT1017, 3RT1024, 3RT1025, 3RT1026 typical	1 000 000
Electrical operating cycles in one hour with contactor 3RH11, 3RT1016, 3RT1017, 3RT1024, 3RT1025, 3RT1026	6 000
Thermal current	6 A
Material of the enclosure of the switch head	metal
Equipment marking	
<ul style="list-style-type: none"> • acc. to DIN EN 61346-2 	B
<ul style="list-style-type: none"> • acc. to DIN EN 81346-2 	B
Continuous current of the C characteristic MCB	1 A; for a short-circuit current smaller than 400 A
Continuous current of the quick DIAZED fuse link	10 A; for a short-circuit current smaller than 400 A
Locking force	2 600 N
<ul style="list-style-type: none"> • acc. to DIN EN ISO 14119 	2 000 N
Repeat accuracy	0.05 mm
Minimum actuating force in activation direction	30 N
Operating current at AC-15	
<ul style="list-style-type: none"> • at 24 V rated value 	6 A
<ul style="list-style-type: none"> • at 125 V rated value 	3 A
<ul style="list-style-type: none"> • at 230 V rated value 	1.5 A
Operating current at DC-13	
<ul style="list-style-type: none"> • at 24 V rated value 	3 A
<ul style="list-style-type: none"> • at 125 V rated value 	0.55 A
<ul style="list-style-type: none"> • at 230 V rated value 	0.27 A

Enclosure:

Design of the housing	special design
Material of the enclosure	metal
Coating of the enclosure	cathodic immersion coating
Design of the housing acc. to standard	No

Drive Head:

Design of the operating mechanism	5 directions of approach
Design of the switching function	positive opening
Number of actuation directions	5

Connections/ Terminals:

Type of electrical connection	screw-type terminals
--------------------------------------	----------------------

Mechanical data:

Cable entry type	3 x (M20 x 1.5)
Locking mechanism design	spring-actuated lock (closed-circuit principle) with auxiliary release

Communication/ Protocol:

Design of the interface without

Ambient conditions:

Ambient temperature

- during operation -25 ... +60 °C
- during storage -40 ... +80 °C

Supply voltage:





Supply voltage of magnet coil 24 V

Installation/ mounting/ dimensions:

Mounting position any

Mounting type screw fixing

Certificates/approvals

General Product Approval	Functional Safety/Safety of Machinery	Declaration of Conformity	Test Certificates
 CCC	 CSA		Baumusterprüfbescheinigung
		 EG-Konf.	spezielle Prüfbescheinigungen n

other

[Bestätigungen](#)

Further information

Information- and Downloadcenter (Catalogs, Brochures,...)

<http://www.siemens.com/industrial-controls/catalogs>

Industry Mall (Online ordering system)

<https://mall.industry.siemens.com/mall/en/en/Catalog/product?mlfb=3SE53120SD11>

Cax online generator

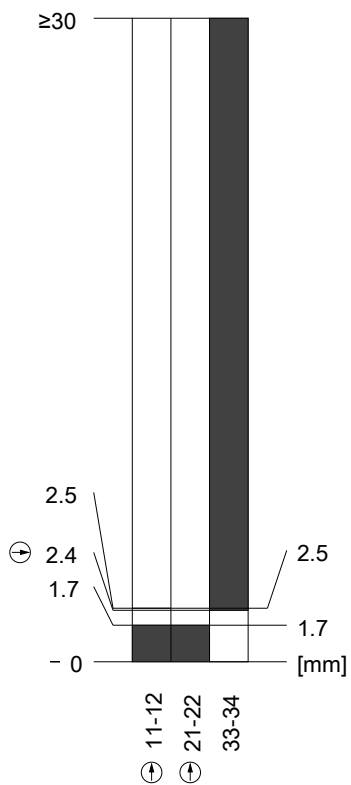
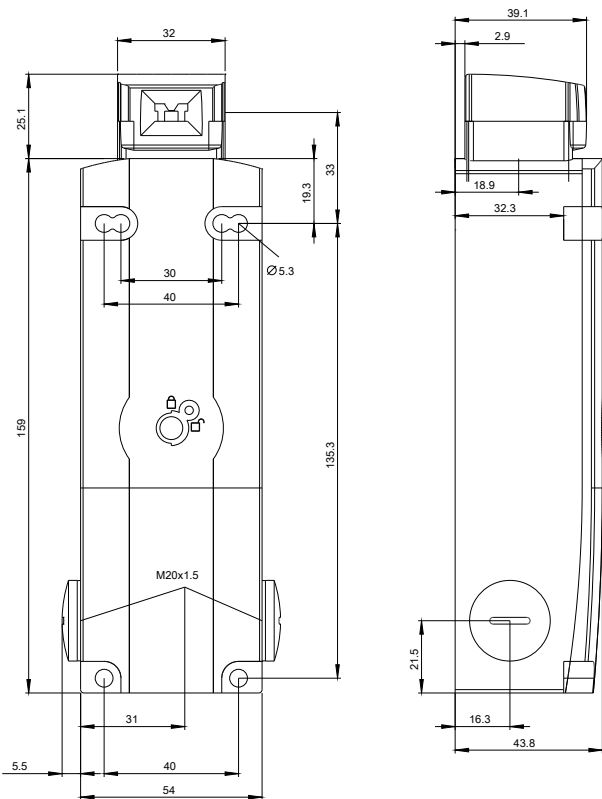
<http://support.automation.siemens.com/WW/CAXorder/default.aspx?lang=en&mlfb=3SE53120SD11>

Service&Support (Manuals, Certificates, Characteristics, FAQs,...)

<https://support.industry.siemens.com/cs/ww/en/ps/3SE53120SD11>

Image database (product images, 2D dimension drawings, 3D models, device circuit diagrams, EPLAN macros, ...)

http://www.automation.siemens.com/bilddb/cax_de.aspx?mlfb=3SE53120SD11&lang=en



last modified:

07.12.2015