

## Inline terminal - IB IL AI 2-HART-PAC - 2862149

Please be informed that the data shown in this PDF Document is generated from our Online Catalog. Please find the complete data in the user's documentation. Our General Terms of Use for Downloads are valid (<http://phoenixcontact.com/download>)



Inline analog input terminal block, complete with accessories (connector and labeling field), 2 inputs, 0-25 mA, 4-20 mA, 2-wire connection technology, HART functions, HART protocol transmission

### Product Features

- A hand-held operator panel can be connected
- A maximum of 5 HART devices can be connected per channel
- Polling and burst modes
- Two differential signal inputs for current sensors
- FDT/DTM support
- Measured value acquisition with 16-bit resolution
- Point-to-point and multi-drop connections possible
- Sensor connection with 2-wire connection technology



### Key Commercial Data

Packing unit	1 pc
Weight per Piece (excluding packing)	228.0 g
Custom tariff number	85389091
Country of origin	Germany

### Technical data

#### Note

Utilization restriction	EMC: class A product, see manufacturer's declaration in the download area
-------------------------	---

#### Dimensions

Width	48.8 mm
Height	135 mm
Depth	71.5 mm

## Inline terminal - IB IL AI 2-HART-PAC - 2862149

### Technical data

#### Ambient conditions

Ambient temperature (operation)	-25 °C ... 55 °C
Ambient temperature (storage/transport)	-25 °C ... 85 °C
Permissible humidity (operation)	10 % ... 95 % (according to DIN EN 61131-2)
Permissible humidity (storage/transport)	10 % ... 95 % (according to DIN EN 61131-2)
Air pressure (operation)	70 kPa ... 106 kPa (up to 3000 m above sea level)
Air pressure (storage/transport)	70 kPa ... 106 kPa (up to 3000 m above sea level)
Degree of protection	IP20

#### General

Net weight	134 g
Mounting type	DIN rail
Protection class	III, IEC 61140, EN 61140, VDE 0140-1

#### Interfaces

Fieldbus system	Lokalbus
Designation	Inline local bus
Connection method	Inline data jumper
Transmission speed	500 kBit/s
Transmission physics	Copper

#### Inline potentials

Communications power $U_L$	7.5 V DC
Current consumption from $U_L$	max. 110 mA
	typ. 95 mA
Current consumption from $U_S$	0 A DC
I/O supply voltage $U_{ANA}$	24 V DC
Current consumption from $U_{ANA}$	max. 150 mA
	typ. 50 mA
Power consumption	typ. 1.9 W

#### Analog inputs

Number of inputs	max. 2 (Differential inputs, current)
Connection method	Inline shield connector
	2-wire (shielded)
Input name	Analog inputs
A/D conversion time	approx. 10 $\mu$ s (bus-synchronous)
Limit frequency (3 dB)	25 Hz
Data formats	IL, standardized representation
Measuring principle	Successive approximation

## Inline terminal - IB IL AI 2-HART-PAC - 2862149

### Technical data

#### Analog inputs

Measured value resolution	16 bits (15 bits + sign bit)
Measured value representation	16 bit two's complement
Current input signal	4 mA ... 20 mA
	0 mA ... 25 mA
Number of inputs	2 (Differential inputs, current)
Current input signal	4 mA ... 20 mA
	0 mA ... 25 mA
Input resistance current input	250 $\Omega$

### Classifications

#### eCl@ss

eCl@ss 4.0	27250303
eCl@ss 4.1	27250303
eCl@ss 5.0	27250303
eCl@ss 5.1	27242601
eCl@ss 6.0	27242601
eCl@ss 7.0	27242601
eCl@ss 8.0	27242601

#### ETIM

ETIM 2.0	EC001431
ETIM 3.0	EC001596
ETIM 4.0	EC001596
ETIM 5.0	EC001596

#### UNSPSC

UNSPSC 6.01	43172015
UNSPSC 7.0901	43201404
UNSPSC 11	43172015
UNSPSC 12.01	43201404
UNSPSC 13.2	43201404

### Approvals

#### Approvals

---

# Inline terminal - IB IL AI 2-HART-PAC - 2862149

## Approvals

### Approvals

UL Recognized / cUL Recognized / cUL Recognized / cULus Recognized

---

### Ex Approvals


UL Listed / cUL Listed / ATEX / ATEX / UL Listed / cUL Listed / cULus Listed


---


### Approvals submitted


---

### Approval details

UL Recognized 

cUL Recognized 

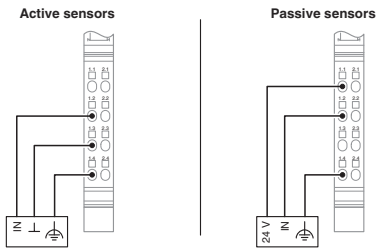
cUL Recognized 

cULus Recognized 

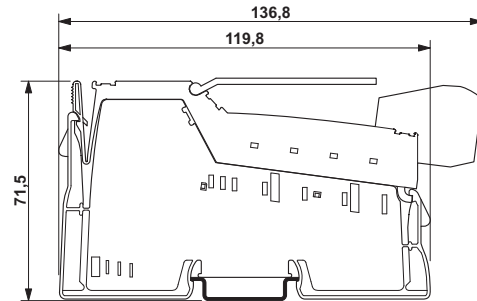
## Drawings

# Inline terminal - IB IL AI 2-HART-PAC - 2862149

Connection diagram



Dimensional drawing



Block diagram

