

## Inline terminal - IB IL 24 DO 2-2A-2MBD-PAC - 2861700

Please be informed that the data shown in this PDF Document is generated from our Online Catalog. Please find the complete data in the user's documentation. Our General Terms of Use for Downloads are valid (<http://phoenixcontact.com/download>)



Inline digital output terminal, complete with accessories (connector and labeling field), 2 outputs, 24 V DC, 2 A, transmission speed 2 Mbaud, 4-wire connection method

The figure shows the version IB IL 24 DO 2-2A-PAC

### Product description

The digital Inline output terminals are designed for the connection of digital actuators, such as electromagnetic valves, contactors or visual indicators.

All the typical applications are covered by the standard automation terminals.

The I/O equipment is connected by a simple or an extended Inline plug, depending on the number of channels. The multi-wire connection method is available in both cases.

The Inline terminals can be labeled using hinged labeling fields. The fields have insert cards that can be labeled individually to suit the application. Additionally, there is the proven ZBFM-6... Zack strip for labeling the terminal points.

### Why buy this product

- 2 digital outputs
- Connection of actuators in 2, 3, and 4-wire technology
- Nominal current per output: 2 A
- Total current of the terminal: 4 A
- Short-circuit-proof and overload-protected outputs
- Diagnostic and status indicators



### Key commercial data

Packing unit	1 pc
GTIN	4 017918 974602
Weight per Piece (excluding packing)	42.0 g
Custom tariff number	85389091
Country of origin	Germany

### Technical data

#### Note

Utilization restriction	EMC: class A product, see manufacturer's declaration in the download area
-------------------------	---

# Inline terminal - IB IL 24 DO 2-2A-2MBD-PAC - 2861700

## Technical data

### Dimensions

Width	12.2 mm
Height	119.5 mm
Depth	71.5 mm
Note on dimensions	Housing dimensions

### Ambient conditions

Ambient temperature (operation)	-25 °C ... 55 °C
Ambient temperature (storage/transport)	-25 °C ... 85 °C
Permissible humidity (operation)	10 % ... 95 % (according to DIN EN 61131-2)
Permissible humidity (storage/transport)	10 % ... 95 % (according to DIN EN 61131-2)
Air pressure (operation)	70 kPa ... 106 kPa (up to 3000 m above sea level)
Air pressure (storage/transport)	70 kPa ... 106 kPa (up to 3000 m above sea level)
Degree of protection	IP20

### General

Net weight	42 g
Note on weight specifications	Without plug
Mounting type	DIN rail
Protection class	III, IEC 61140, EN 61140, VDE 0140-1
Test section	5 V supply, incoming remote bus/7.5 V supply (bus logics) 500 V AC 50 Hz 1 min
	5 V supply, outgoing remote bus/7.5 V supply (bus logics) 500 V AC 50 Hz 1 min
	7.5 V supply (bus logics)/24 V supply (I/O) 500 V AC 50 Hz 1 min
	24 V supply (I/O) / functional earth ground 500 V AC 50 Hz 1 min
Diagnostics messages	Short-circuit / overload of the digital outputs Error message in the diagnostic code (bus) and display (2 Hz) via the LED (D) on the module

### Interfaces

Designation	Inline local bus
Connection method	Inline potential distributor
Transmission speed	2 MBit/s

### Power supply for module electronics

Supply voltage	24 V DC (nominal value)
Supply voltage range	19.2 V DC ... 30 V DC
Communications power $U_L$	7.5 V (via voltage jumper)
Current consumption	max. 60 mA (from the local bus)

### Inline potentials

Communications power $U_L$	7.5 V DC
Current consumption from $U_L$	max. 35 mA
Segment supply voltage $U_S$	24 V DC (nominal value)
Current consumption from $U_S$	max. 4 A

## Inline terminal - IB IL 24 DO 2-2A-2MBD-PAC - 2861700

### Technical data

#### Digital outputs

Output name	Digital outputs
Connection method	Spring-cage connection
	2, 3, 4-wire
Number of outputs	2
Protective circuit	Overload protection, short-circuit protection of outputs
Output voltage	24 V DC
Nominal output voltage	24 V DC (voltage difference at $I_{nom} \leq 1$ V)
Maximum output current per channel	2 A
Maximum output current per module	4 A
Nominal load, inductive	12 W
Nominal load, lamp	12 W
Nominal load, ohmic	12 W

### Classifications

#### eCl@ss

eCl@ss 4.0	27250302
eCl@ss 4.1	27250302
eCl@ss 5.0	27250302
eCl@ss 5.1	27242604
eCl@ss 6.0	27242604
eCl@ss 7.0	27242604
eCl@ss 8.0	27242604

#### ETIM

ETIM 2.0	EC001430
ETIM 3.0	EC001599
ETIM 4.0	EC001599
ETIM 5.0	EC001599

#### UNSPSC

UNSPSC 6.01	43172015
UNSPSC 7.0901	43201404
UNSPSC 11	43172015
UNSPSC 12.01	43201404
UNSPSC 13.2	43201404

### Approvals

#### Approvals

# Inline terminal - IB IL 24 DO 2-2A-2MBD-PAC - 2861700

## Approvals

Approvals

UL Listed / cUL Listed / cULus Listed

---

Ex Approvals




ATEX / ATEX

---

Approvals submitted

---

## Approval details



## Accessories

Accessories

Labeling panel

Labeling field - IB IL FIELD 2 - 2727501

Labeling field, width: 12.2 mm



Plug

Inline connector - IB IL SCN-8-CP - 2727608



Inline connector, colored

# Inline terminal - IB IL 24 DO 2-2A-2MBD-PAC - 2861700

## Accessories

---

Inline connector - IB IL SCN-8 - 2726337



Connector, for digital 1, 2 or 8-channel Inline terminals

---

## Terminal marking

Insert strip - ESL 62X10 - 0809492



Insert strip, Sheet, white, unlabeled, can be labeled with: Office printing systems, Plotter: Laser printer, Mounting type: Insert, Lettering field: 62 x 10 mm

---

## Drawings

Connection diagram

