

## Inline terminal - IB IL AO 2/SF-2MBD-PAC - 2862194

Please be informed that the data shown in this PDF Document is generated from our Online Catalog. Please find the complete data in the user's documentation. Our General Terms of Use for Downloads are valid (<http://phoenixcontact.com/download>)




Inline analog output terminal, complete with accessories (connector and labeling field), 2 output, 0 - 20 mA, 4 - 20 mA, 0 - 10 V, transmission speed 2 Mbaud, 2-conductor connection system

### Why buy this product

- Short update time of < 1 ms
- Short-circuit-proof current outputs
- Bipolar outputs
- Measured value acquisition with 16-bit resolution



### Key commercial data

Packing unit	1 pc
GTIN	 4 017918 977689
Weight per Piece (excluding packing)	125.0 g
Custom tariff number	85389091
Country of origin	Germany

### Technical data

#### Note

Utilization restriction	EMC: class A product, see manufacturer's declaration in the download area
-------------------------	---

#### Dimensions

Width	48.8 mm
Height	136.8 mm
Depth	71.5 mm

#### Ambient conditions

Ambient temperature (operation)	-25 °C ... 55 °C
Ambient temperature (storage/transport)	-25 °C ... 85 °C
Permissible humidity (operation)	10 % ... 95 % (according to DIN EN 61131-2)
Permissible humidity (storage/transport)	10 % ... 95 % (according to DIN EN 61131-2)

## Inline terminal - IB IL AO 2/SF-2MBD-PAC - 2862194

### Technical data

#### Ambient conditions

Air pressure (operation)	70 kPa ... 106 kPa (up to 3000 m above sea level)
Air pressure (storage/transport)	70 kPa ... 106 kPa (up to 3000 m above sea level)
Degree of protection	IP20

#### General

Weight	125 g
Mounting type	DIN rail
Protection class	III, IEC 61140, EN 61140, VDE 0140-1
Test section	7.5 V supply (bus logic), 24 V supply $U_{ANA}$ / I/O 500 V AC 50 Hz 1 min
	7.5 V supply (bus logic), 24 V supply $U_{ANA}$ /functional earth ground 500 V AC 50 Hz 1 min
	24 V supply (I/O) / functional earth ground 500 V AC 50 Hz 1 min

#### Interfaces

Designation	Inline local bus
Connection method	Inline data jumper
Transmission speed	2 MBit/s
Transmission physics	Copper

#### Inline potentials

Communications power $U_L$	7.5 V DC (via voltage jumper)
Current consumption from $U_L$	max. 75 mA
	typ. 60 mA
I/O supply voltage $U_{ANA}$	24 V DC
Current consumption from $U_{ANA}$	max. 95 mA
	typ. 75 mA

#### Analog outputs

Number of outputs	2
Connection method	Spring-cage connection with direct connector-in method
	2-wire (shielded)
Output name	Analog outputs
D/A conversion time	< 100 $\mu$ s
D/A resolution	16 bit
Type of protection	Short-circuit protection of outputs
Representation of output values	16 bits (15 bits + sign)
DAC resolution	16 Bit
Process data update	< 1 ms
Current output signal	0 mA ... 20 mA
	4 mA ... 20 mA
Load/output load current output	> 500 $\Omega$
Voltage output signal	0 V ... 10 V
Load/output load voltage output	> 2 k $\Omega$ 0.03%

# Inline terminal - IB IL AO 2/SF-2MBD-PAC - 2862194

## Technical data

### Analog outputs

Precision	typ. 0.01 % (of output range final value)
	typ. 0.008 % (of output range final value)

## Classifications

### eCl@ss

eCl@ss 4.0	27250303
eCl@ss 4.1	27250303
eCl@ss 5.0	27250303
eCl@ss 5.1	27242601
eCl@ss 6.0	27242601
eCl@ss 7.0	27242601
eCl@ss 8.0	27242601

### ETIM

ETIM 2.0	EC001431
ETIM 3.0	EC001596
ETIM 4.0	EC001596
ETIM 5.0	EC001596

### UNSPSC

UNSPSC 6.01	43172015
UNSPSC 7.0901	43201404
UNSPSC 11	43172015
UNSPSC 12.01	43201404
UNSPSC 13.2	43201404

## Approvals

### Approvals

---

#### Approvals

UL Recognized / cUL Recognized / cULus Recognized

---

#### Ex Approvals

UL Listed / cUL Listed / cULus Listed

---


#### Approvals submitted


---


## Inline terminal - IB IL AO 2/SF-2MBD-PAC - 2862194

### Approvals

#### Approval details

UL Recognized 

cUL Recognized 

cULus Recognized 

### Accessories

#### Accessories

##### Connector set

Connector set - IB IL AO/CNT-PLSET - 2732664



Connector set

##### Labeling panel

Labeling field - IB IL FIELD 2 - 2727501

Labeling field, width: 12.2 mm



##### Marker pen

Marker pen - X-PEN 0,35 - 0811228



Marker pen without ink cartridge, for manual labeling of markers, labeling extremely wipe-proof, line thickness 0.35 mm

## Inline terminal - IB IL AO 2/SF-2MBD-PAC - 2862194

### Accessories

Marker pen - B-STIFT - 1051993



Marker pen, for manual labeling of unprinted Zack strips, smear-proof and waterproof, line thickness 0.5 mm

---

### Plug

Inline shield connector - IB IL SCN-6 SHIELD - 2726353



Inline shield connector

---

Inline connector - IB IL SCN-8 - 2726337



Connector, for digital 1, 2 or 8-channel Inline terminals

---

Inline connector - IB IL SCN-8-CP - 2727608



Inline connector, colored

---

### Terminal marking

Insert strip - ESL 62X10 - 0809492



Insert strip, Sheet, white, unlabeled, can be labeled with: Office printing systems, Plotter: Laser printer, Mounting type: Insert, Lettering field: 62 x 10 mm

---

# Inline terminal - IB IL AO 2/SF-2MBD-PAC - 2862194

## Accessories

Zack Marker strip, flat - ZBF 6:UNBEDRUCKT - 0808710



Zack Marker strip, flat, Strip, white, unlabeled, can be labeled with: Plotter, Mounting type: Snap into flat marker groove, for terminal block width: 6.2 mm, Lettering field: 5.15 x 6.15 mm

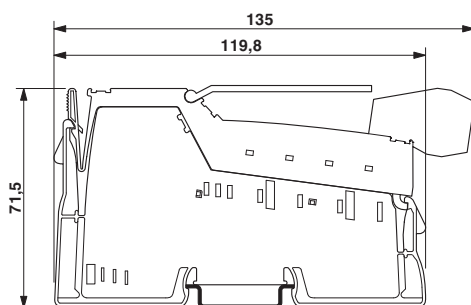
Flat zack marker sheet - ZBFM 6/WH:UNBEDRUCKT - 0803618



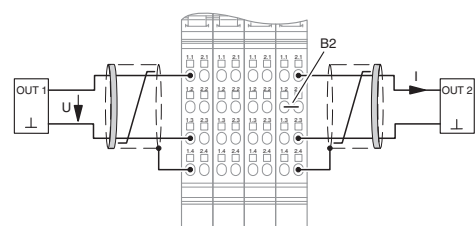
Flat zack marker sheet, Sheet, white, unlabeled, can be labeled with: Plotter, Mounting type: Snap into flat marker groove, for terminal block width: 6.2 mm, Lettering field: 5 x 5.5 mm

## Drawings

Dimensioned drawing



Connection diagram



# Inline terminal - IB IL AO 2/SF-2MBD-PAC - 2862194

Block diagram

