

Inline terminal - IB IL 24 DO 4-XC-PAC - 2701155

Please be informed that the data shown in this PDF Document is generated from our Online Catalog. Please find the complete data in the user's documentation. Our General Terms of Use for Downloads are valid (<http://phoenixcontact.com/download>)



Inline digital output terminal, version for extreme conditions, complete with accessories (connector plug and labeling field), 4 outputs, 24 V DC, 500 mA, 3-conductor connection technology

Why buy this product

- 4 digital outputs
- Connection of actuators in 2 and 3-wire technology
- Nominal current per output: 500 mA
- Total current of the terminal: 2 A
- Short-circuit-proof and overload-protected outputs
- Diagnostic and status indicators
- Can be used under extreme ambient conditions
- Extended temperature range of -40°C ... +70°C (see "Tested successfully: use under extreme ambient conditions" in the data sheet)
- Coated PCBs



Key commercial data

Packing unit	1 pc
GTIN	 4 046356 713818
Weight per Piece (excluding packing)	66.0 g
Custom tariff number	85389091
Country of origin	Germany
Note	Made to Order (non-returnable)

Technical data

Note

Utilization restriction	EMC: class A product, see manufacturer's declaration in the download area
-------------------------	---

Dimensions

Width	12.2 mm
Height	140.5 mm
Depth	71.5 mm

Inline terminal - IB IL 24 DO 4-XC-PAC - 2701155

Technical data

Dimensions

Note on dimensions	Housing dimensions
--------------------	--------------------

Ambient conditions

Ambient temperature (operation)	-25 °C ... 55 °C
	-40 °C ... 70 °C (See "Tested successfully: use under extreme ambient conditions" in the data sheet.)
Ambient temperature (storage/transport)	-40 °C ... 85 °C
Permissible humidity (operation)	10 % ... 95 % (according to DIN EN 61131-2)
Permissible humidity (storage/transport)	10 % ... 95 % (according to DIN EN 61131-2)
Air pressure (operation)	70 kPa ... 106 kPa (up to 3000 m above sea level)
Air pressure (storage/transport)	70 kPa ... 106 kPa (up to 3000 m above sea level)
Degree of protection	IP20

General

Weight	66 g
Note on weight specifications	with connector
Mounting type	DIN rail
Operating mode	Process data operation with 4 bits
Protection class	III, IEC 61140, EN 61140, VDE 0140-1
Test section	5 V supply, incoming remote bus/7.5 V supply (bus logics) 500 V AC 50 Hz 1 min
	5 V supply, outgoing remote bus/7.5 V supply (bus logics) 500 V AC 50 Hz 1 min
	7.5 V supply (bus logics)/24 V supply (I/O) 500 V AC 50 Hz 1 min
	24 V supply (I/O) / functional earth ground 500 V AC 50 Hz 1 min
Diagnostics messages	Short-circuit / overload of the digital outputs Error message in the diagnostic code (bus) and display (2 Hz) via the LED (D) on the module

Interfaces

Fieldbus system	Lokalbus
Designation	Inline local bus
Connection method	Inline data jumper
Transmission speed	500 kBit/s

Power supply for module electronics

Supply voltage	24 V DC (via voltage jumper)
Supply voltage range	19.2 V DC ... 30 V DC (including all tolerances, including ripple)
Communications power U_L	7.5 V (via voltage jumper)
Current consumption	max. 44 mA (from the local bus)
Power consumption	max. 0.33 W (at U_L)

Inline potentials

Communications power U_L	7.5 V DC (via voltage jumper)
Current consumption from U_L	max. 44 mA
Main circuit supply U_M	24 V DC

Inline terminal - IB IL 24 DO 4-XC-PAC - 2701155

Technical data

Inline potentials

Segment supply voltage U_s	24 V DC (nominal value)
Current consumption from U_s	max. 2 A

Digital outputs

Output name	Digital outputs
Connection method	Spring-cage connection
	2, 3-wire
Number of outputs	4
Protective circuit	Overload protection, short-circuit protection of outputs Zener diode in output chip
Output voltage	24 V DC ($U_s - 1$ V)
Nominal output voltage	24 V DC (voltage difference at $I_{nom} \leq 1$ V)
Maximum output current per channel	500 mA
Maximum output current per module	2 A
Nominal load, inductive	12 VA (1.2 H; 50 Ω)
Nominal load, lamp	12 W
Nominal load, ohmic	12 W (48 Ω)

Classifications

eCl@ss

eCl@ss 4.0	27240404
eCl@ss 4.1	27240404
eCl@ss 5.0	27242204
eCl@ss 5.1	27242604
eCl@ss 6.0	27242604
eCl@ss 7.0	27242604
eCl@ss 8.0	27242604

ETIM

ETIM 2.0	EC001433
ETIM 3.0	EC001599
ETIM 4.0	EC001599
ETIM 5.0	EC001599

UNSPSC

UNSPSC 6.01	43172015
UNSPSC 7.0901	43201404
UNSPSC 11	39121311
UNSPSC 12.01	39121311
UNSPSC 13.2	39121311

Inline terminal - IB IL 24 DO 4-XC-PAC - 2701155

Approvals

Approvals

Approvals


UL Recognized / cUL Recognized / cULus Recognized


Ex Approvals

Approvals submitted

Approval details

UL Recognized 

cUL Recognized 

cULus Recognized 

Accessories

Accessories

Labeling panel

Labeling field - IB IL FIELD 2 - 2727501

Labeling field, width: 12.2 mm



Plug

Inline terminal - IB IL 24 DO 4-XC-PAC - 2701155

Accessories

Inline connector - IB IL SCN-12 - 2726340



Connector, for digital 4 or 16-channel Inline terminals

Inline connector - IB IL SCN-12-OCP - 2727624



Connector, colored identification, for digital 4, or 16-channel Inline output terminal blocks

Terminal marking

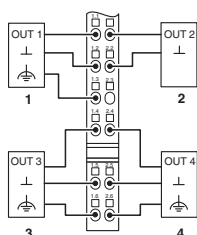
Insert strip - ESL 62X10 - 0809492



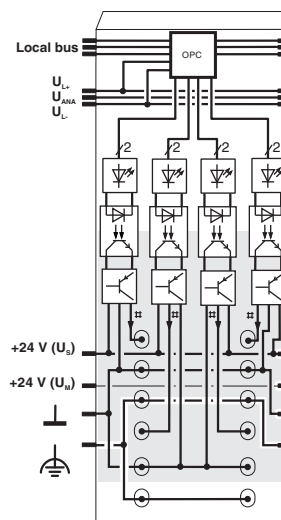
Insert strip, Sheet, white, unlabeled, can be labeled with: Office printing systems, Plotter: Laser printer, Mounting type: Insert, Lettering field: 62 x 10 mm

Drawings

Connection diagram



Block diagram



Inline terminal - IB IL 24 DO 4-XC-PAC - 2701155

Dimensioned drawing

