

Main switch Rear mounting Metal shaft



Powering Business Worldwide™

Part no. P1-25/M4/SVB-SW/N
Article no. 172878
Catalog No. P1-25/M4/SVB-SW/N

Delivery programme

Product range
 Basic function

Part group reference
 Emergency STOP

Contacts

Main circuits
 Poles



Auxiliary contacts



Locking facility
 Protection type
 Design

Contact sequence

Front plate no.

Switch-disconnectors T, P
 Main switches
 Maintenance switches
 Manual override switches
 P1
 without emergency switching off/
 emergency stop function
 With black rotary handle and locking
 ring
 without auxiliary contacts
 Neutral pole
 auxiliary contact fitted by user
 3 + N

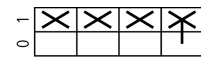
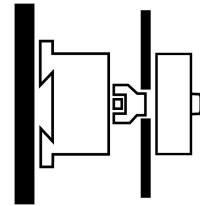
N/O

0

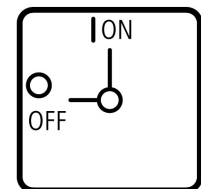
B

0

Lockable in the 0 (Off) position
 Front IP65
 main switches rear mounting



1 0
 1 0 2 0 3 0 4 0 5 0 6 0 N 0



FS 908

Bemessungsbetriebsleistung AC-23A,
 50 - 60 Hz
 400 V

Rated uninterrupted current

P
 I_u

kW
 A

13
 25

General

Standards

Climatic proofing

Ambient temperature

Open

Enclosed

Overvoltage category/pollution degree

Rated impulse withstand voltage

Mechanical shock resistance

Mounting position

Protection against direct contact when actuated from front (EN 50274)

		IEC/EN 60947, VDE 0660, IEC/EN 60204, Switch-disconnector according to IEC/EN 60947-3
		Damp heat, constant, to IEC 60068-2-78 Damp heat, cyclic, to IEC 60068-2-30
	°C	
	°C	-25 - +50
	°C	-25 - +40
		III/3
U_{imp}	V AC	6000
	g	15
		As required
		Finger and back-of-hand proof

Contacts

Mechanical variables

Main circuits
Poles
Auxiliary contacts

Electrical characteristics

Rated operational voltage

Rated uninterrupted current

Note on rated uninterrupted current I_u

Load rating with intermittent operation, class 12

AB 25 % DF

AB 40 % DF

AB 60 % DF

Short-circuit rating

Fuse

Rated short-time withstand current (1 s current)

Note on rated short-time withstand current I_{cw}

		3 + N
	N/O	0
	B	0
U_e	V AC	690
I_u	A	25
		Rated uninterrupted current I_u is specified for max. cross-section.
	$x I_e$	2
	$x I_e$	1.6
	$x I_e$	1.3
	A gG/ gL	25
I_{cw}	A_{rms}	640
		Current for a time of 1 second

Switching capacity

Bemessungsausschaltvermögen $\cos \varphi$ nach IEC 60947-3

230 V

400/415 V

500 V

690 V

Safe isolation to EN 61140

between the contacts

Current heat loss per contact at I_e

Lifespan, mechanical

Maximum operating frequency

AC

AC-3

Rating, motor load switch

220 V 230 V

400 V 415 V

500 V

690 V

Bemessungsbetriebsstrom Motorschalter

230 V

400V 415 V

500 V

690 V

AC-21A

Bemessungsbetriebsstrom Lastschalter

440 V

AC-23A

Bemessungsbetriebsleistung AC-23A, 50 - 60 Hz

230 V

400 V 415 V

500 V

690 V

Bemessungsbetriebsstrom Motorschalter

	A	
	A	190
	A	150
	A	170
	A	150
	V AC	440
	W	1.1
Operations	$x 10^6$	> 0.3
Operations/ h		1200
P	kW	
P	kW	5.5
P	kW	7.5
P	kW	7.5
P	kW	7.5
I_e	A	19.6
I_e	A	15.2
I_e	A	12.1
I_e	A	8.8
I_e	A	25
P	kW	
P	kW	7
P	kW	13
P	kW	11
P	kW	11

230 V

DC

DC-1, Load-break switches L/R = 1 ms

Rated operational current

Voltage per contact pair in series

DC-23A, motor load switch L/R = 15 ms

24 V

Rated operational current

Contacts

48 V

Rated operational current

Contacts

60 V

Rated operational current

Contacts

120 V

Rated operational current

Contacts

I_e	A	25
I_e	A	25
	V	60
I_e	A	25
	Quantity	1
I_e	A	25
	Quantity	2
I_e	A	25
	Quantity	3
I_e	A	12
	Quantity	3

Terminal capacities

Flexible with ferrules to DIN 46228

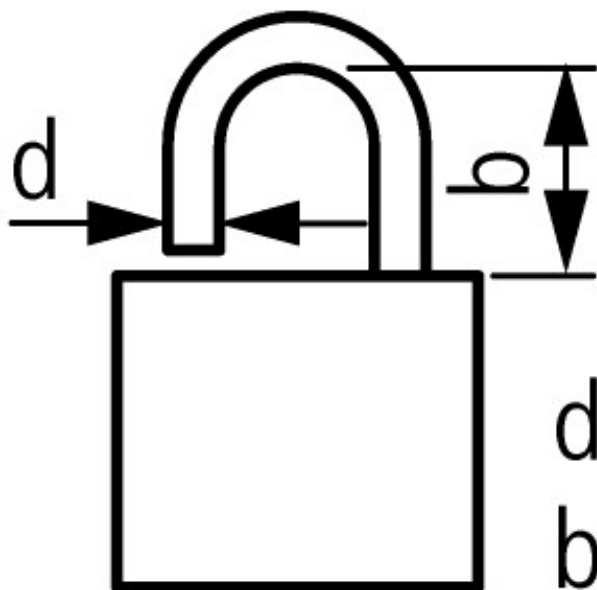
Flexible with ferrule

Terminal screw

Max. tightening torque


	mm ²	
	mm ²	1 x (1 - 4) 2 x (1 - 4)
		M4
	Nm	1.6

Dimensions



$$d = 4 - 8 \text{ mm}$$

$$b + d \leq 47 \text{ mm}$$

 3 padlocks

Additional product information (links)

<http://ecat.moeller.net/flip-cat/?edition=HPLEN&startpage=4.87>

<http://de.ecat.moeller.net/flip-cat/?edition=HPLTEv1&startpage=4.2>

<http://de.ecat.moeller.net/flip-cat/?edition=HPLTEv1&startpage=4.4>

<http://de.ecat.moeller.net/flip-cat/?edition=HPLTEv1&startpage=4.6>

<http://de.ecat.moeller.net/flip-cat/?edition=HPLTEv1&startpage=4.8>

<http://de.ecat.moeller.net/flip-cat/?edition=HPLTEv1&startpage=4.8>