

Inline terminal - IB IL 24 DI 4-PAC - 2861234

Please be informed that the data shown in this PDF Document is generated from our Online Catalog. Please find the complete data in the user's documentation. Our General Terms of Use for Downloads are valid (<http://download.phoenixcontact.com>)

Inline digital input terminal, complete with accessories (connector plug and labeling field), 4 inputs, 24 V DC, 3-wire connection technology



Product description

The digital Inline input terminals are designed for the connection of digital signals as are supplied from control switches, limit switches or proximity switches.

All the typical applications are covered by the standard automation terminals.

The I/O equipment is connected by a simple or an extended Inline plug, depending on the number of channels. The multi-wire connection method is available in both cases.

The Inline terminals can be labeled using hinged labeling fields. The fields have insert cards that can be labeled individually to suit the application. Additionally, there is the proven ZBFM-6... Zack strip for labeling the terminal points.

Why buy this product

- 4 digital inputs
- Connection of sensors in 2 and 3-wire technology
- Maximum permissible load current per sensor: 250 mA
- Maximum permissible load current from the terminal: 1 A
- Diagnostic and status indicators
- Approved for use in potentially explosive areas (refer to data sheet)



Key commercial data

Packing unit	1 pc
GTIN	 4 017918 894177
Weight per Piece (excluding packing)	89.8 g
Custom tariff number	85389091
Country of origin	Germany

Technical data

Note:

Utilization restriction	EMC: class A product, see manufacturer's declaration in the download area
-------------------------	---

Dimensions

Inline terminal - IB IL 24 DI 4-PAC - 2861234

Technical data

Dimensions

Width	12.2 mm
Height	140.5 mm
Depth	71.5 mm
Note on dimensions	Housing dimensions

Ambient conditions

Ambient temperature (operation)	-25 °C ... 55 °C
Ambient temperature (storage/transport)	-25 °C ... 85 °C
Permissible humidity (operation)	10 % ... 95 % (according to DIN EN 61131-2)
Permissible humidity (storage/transport)	10 % ... 95 % (according to DIN EN 61131-2)
Air pressure (operation)	70 kPa ... 106 kPa (up to 3000 m above sea level)
Air pressure (storage/transport)	70 kPa ... 106 kPa (up to 3000 m above sea level)
Degree of protection	IP20

General

Weight	66 g
Note on weight specifications	With connector
Mounting type	DIN rail
Protection class	III, IEC 61140, EN 61140, VDE 0140-1
Test section	5 V supply, incoming remote bus/7.5 V supply (bus logics) 500 V AC 50 Hz 1 min
	5 V supply, outgoing remote bus/7.5 V supply (bus logics) 500 V AC 50 Hz 1 min
	7.5 V supply (bus logics)/24 V supply (I/O) 500 V AC 50 Hz 1 min
	24 V supply (I/O) / functional earth ground 500 V AC 50 Hz 1 min

Interfaces

Fieldbus system	Lokalbus
Name	Inline local bus
Connection method	Inline data jumper
Transmission speed	500 kBit/s

Power supply for module electronics

Supply voltage	24 V DC (via voltage jumper)
Supply voltage range	19.2 V DC ... 30 V DC (including all tolerances, including ripple)
Supply current	40 mA
Communications power U_L	7.5 V (via voltage jumper)
Current consumption	max. 40 mA (from the local bus)
Power consumption	max. 0.3 W (at U_L)

Inline potentials

Communications power U_L	7.5 V DC
Current consumption from U_L	max. 40 mA
Main circuit supply U_M	24 V DC

Inline terminal - IB IL 24 DI 4-PAC - 2861234

Technical data

Inline potentials

Current consumption from U_M	max. 8 A DC
Segment supply voltage U_S	24 V DC (nominal value)
Current consumption from U_S	max. 1 A

Digital inputs

Input name	Digital inputs
Connection method	Spring-cage connection
	2, 3-wire
Number of inputs	4 (EN 61131-2 type 1)
Typical response time	< 1 ms
Protective circuit	Short-circuit and overload protection
Input voltage	24 V DC (via voltage jumper)
Input voltage range "0" signal	-3 V DC ... 5 V DC
Input voltage range "1" signal	15 V DC ... 30 V DC
Nominal input current at U_{IN}	min. 3 mA (at nominal voltage)

Classifications

eCl@ss

eCl@ss 4.0	27250302
eCl@ss 4.1	27250302
eCl@ss 5.0	27250302
eCl@ss 5.1	27242604
eCl@ss 6.0	27242604
eCl@ss 7.0	27242604
eCl@ss 8.0	27242604

ETIM

ETIM 2.0	EC001430
ETIM 3.0	EC001599
ETIM 4.0	EC001599
ETIM 5.0	EC001599

UNSPSC

UNSPSC 6.01	43172015
UNSPSC 7.0901	43201404
UNSPSC 11	43172015
UNSPSC 12.01	43201404
UNSPSC 13.2	43201404

Inline terminal - IB IL 24 DI 4-PAC - 2861234

Approvals

Approvals

Approvals


UL Recognized / cUL Recognized / GOST / LR / GL / BV / DNV / ABS / RINA / GL-SW / BSH / BSH / UL Recognized / cUL Recognized / GOST / LR / GL / BV / DNV / ABS / RINA / GL-SW / cULus Recognized / GL


Ex Approvals


UL Listed / cUL Listed / UL Listed / cUL Listed / ATEX / cULus Listed

Approvals submitted

Approval details

UL Recognized 

cUL Recognized 

GOST 

LR

GL

BV

DNV

ABS

RINA


GL-SW


Inline terminal - IB IL 24 DI 4-PAC - 2861234

Approvals

BSH

BSH

UL Recognized 

cUL Recognized 

GOST 

LR

GL


BV

DNV

ABS

RINA

GL-SW

cULus Recognized 

GL

Accessories

Accessories

Labeled terminal marker

Inline terminal - IB IL 24 DI 4-PAC - 2861234

Accessories

Zack marker strip - ZB 6,QR:FORTL.ZAHLEN - 1051029



Zack marker strip, Strip, white, labeled, Can be labeled with: Plotter, Printed vertically: Consecutive numbers 1 - 10, 11 - 20, etc. up to 491 - 500, Mounting type: Snap into tall marker groove, For terminal block width: 6.2 mm, Lettering field: 6.15 x 10.5 mm

Labeling panel

Labeling field - IB IL FIELD 2 - 2727501

Labeling field, width: 12.2 mm



Marker pen

Marker pen - B-STIFT - 1051993



Marker pen, for manual labeling of unprinted Zack strips, smear-proof and waterproof, line thickness 0.5 mm

Marker pen - X-PEN 0,35 - 0811228



Marker pen without ink cartridge, for manual labeling of markers, labeling extremely wipe-proof, line thickness 0.35 mm

Plug

Inline plug - IB IL SCN-8 - 2726337



Connector, for digital 1, 2 or 8-channel Inline terminals

Inline terminal - IB IL 24 DI 4-PAC - 2861234

Accessories

Inline plug - IB IL SCN-8-CP - 2727608



Inline connector, colored

Terminal marking

Insert strip - ESL 62X10 - 0809492



Insert strip, Sheet, white, Unlabeled, Can be labeled with: Office printing systems, Plotter: Laser printer, Mounting type: Insert, Lettering field: 62 x 10 mm

Zack marker strip - ZB 6:UNBEDRUCKT - 1051003



Zack marker strip, Strip, white, Unlabeled, Can be labeled with: Plotter, Mounting type: Snap into tall marker groove, For terminal block width: 6.2 mm, Lettering field: 6.15 x 10.5 mm

Zack marker strip - ZB 6/WH-100:UNBEDRUCKT - 5060935



Zack marker strip, Strip, white, Unlabeled, Can be labeled with: Plotter, Mounting type: Snap into tall marker groove, For terminal block width: 6.2 mm, Lettering field: 6.15 x 10.5 mm

Flat zack marker sheet - ZBFM 6/WH:UNBEDRUCKT - 0803618

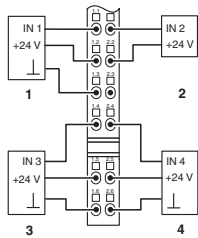


Flat zack marker sheet, Sheet, white, Unlabeled, Can be labeled with: Plotter, Mounting type: Snap into flat marker groove, For terminal block width: 6.2 mm, Lettering field: 5 x 5.5 mm

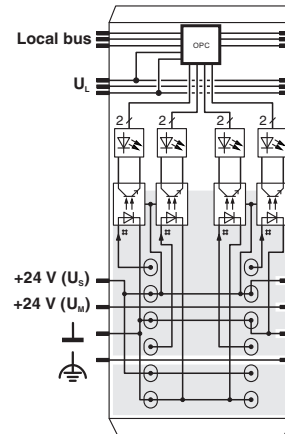
Drawings

Inline terminal - IB IL 24 DI 4-PAC - 2861234

Connection diagram



Block diagram



Dimensioned drawing

