

Inline terminal - IB IL AO 2/SF-PAC - 2863083

Please be informed that the data shown in this PDF Document is generated from our Online Catalog. Please find the complete data in the user's documentation. Our General Terms of Use for Downloads are valid (<http://download.phoenixcontact.com>)

Inline analog output terminal, complete with accessories (plug and labeling field), 2 outputs, 0-20 mA, 4-20 mA, 0-10 V, 2-conductor connection method



Product description

The analog Inline output terminals are used in applications in which analog actuators are to be addressed. With these terminals, common current and voltage output ranges can be configured individually. The analog signals are made available with a resolution of 16 bits. It goes without saying that you also have advantages in handling with the analog Inline output terminals, such as multi-wire connection or the automatic contact with the grounding conductor when the terminal is snapped onto the DIN rail. The Inline terminals can be labeled using hinged labeling fields. The fields have insert cards that can be labeled individually to suit the application. Additionally, there is the proven ZBFM-6... Zack strip for labeling the terminal points.

Why buy this product

- Short update time of < 1 ms
- Short-circuit-proof current outputs
- Bipolar outputs
- Measured value acquisition with 16-bit resolution



Key commercial data

Packing unit	1 pc
GTIN	
Weight per Piece (excluding packing)	234.2 g
Custom tariff number	85389091
Country of origin	Germany

Technical data

Note:

Utilization restriction	EMC: class A product, see manufacturer's declaration in the download area
-------------------------	---

Dimensions

Width	48.8 mm
Height	136.8 mm

Inline terminal - IB IL AO 2/SF-PAC - 2863083

Technical data

Dimensions

Depth	71.5 mm
-------	---------

Ambient conditions

Ambient temperature (operation)	-25 °C ... 55 °C
Ambient temperature (storage/transport)	-25 °C ... 85 °C
Permissible humidity (operation)	10 % ... 95 % (according to DIN EN 61131-2)
Permissible humidity (storage/transport)	10 % ... 95 % (according to DIN EN 61131-2)
Air pressure (operation)	70 kPa ... 106 kPa (up to 3000 m above sea level)
Air pressure (storage/transport)	70 kPa ... 106 kPa (up to 3000 m above sea level)
Degree of protection	IP20

General

Weight	125 g
Mounting type	DIN rail
Protection class	III, IEC 61140, EN 61140, VDE 0140-1
Test section	7.5 V supply (bus logic), 24 V supply U_{ANA} / I/O 500 V AC 50 Hz 1 min
	7.5 V supply (bus logic), 24 V supply U_{ANA} /functional earth ground 500 V AC 50 Hz 1 min
	24 V supply (I/O) / functional earth ground 500 V AC 50 Hz 1 min

Interfaces

Name	Inline local bus
Connection method	Inline data jumper
Transmission speed	500 kBit/s
Transmission physics	Copper

Inline potentials

Communications power U_L	7.5 V DC (via voltage jumper)
Current consumption from U_L	max. 45 mA
	typ. 36 mA
I/O supply voltage U_{ANA}	24 V DC
Current consumption from U_{ANA}	max. 95 mA
	typ. 75 mA

Analog outputs

Number of outputs	2
Connection method	Spring-cage connection with direct plug-in method
	2-wire (shielded)
Output name	Analog outputs
D/A conversion time	< 100 μ s
D/A resolution	16 bit
Type of protection	Short-circuit protection of outputs
Representation of output values	16 bits (15 bits + sign)
DAC resolution	16 Bit

Inline terminal - IB IL AO 2/SF-PAC - 2863083

Technical data

Analog outputs

Process data update	< 1 ms
Current output signal	0 mA ... 20 mA
	4 mA ... 20 mA
Load/output load current output	> 500 Ω
Voltage output signal	0 V ... 10 V
Load/output load voltage output	> 2 kΩ 0.03%
Precision	typ. 0.01 % (of output range final value)
	typ. 0.008 % (of output range final value)

Classifications

eCl@ss

eCl@ss 4.0	27250303
eCl@ss 4.1	27250303
eCl@ss 5.0	27250303
eCl@ss 5.1	27242601
eCl@ss 6.0	27242601
eCl@ss 7.0	27242601
eCl@ss 8.0	27242601

ETIM

ETIM 2.0	EC001431
ETIM 3.0	EC001596
ETIM 4.0	EC001596
ETIM 5.0	EC001596

UNSPSC

UNSPSC 6.01	43172015
UNSPSC 7.0901	43201404
UNSPSC 11	43172015
UNSPSC 12.01	43201404
UNSPSC 13.2	43201404

Approvals

Approvals

Approvals

UL Recognized / cUL Recognized / LR / GL / BV / DNV / ABS / RINA / GL-SW / BSH / BSH / cULus Recognized / GL

Inline terminal - IB IL AO 2/SF-PAC - 2863083


Approvals


Ex Approvals

UL Listed / cUL Listed / UL Listed / cUL Listed / cULus Listed

Approvals submitted

Approval details

UL Recognized 

cUL Recognized 

LR

GL

BV

DNV


ABS

RINA

GL-SW

BSH

BSH

cULus Recognized 

GL

Inline terminal - IB IL AO 2/SF-PAC - 2863083

Accessories

Accessories

Connector set

Connector set - IB IL AO/CNT-PLSET - 2732664



Connector set

Labeling panel

Labeling field - IB IL FIELD 2 - 2727501

Labeling field, width: 12.2 mm



Marker pen

Marker pen - X-PEN 0,35 - 0811228



Marker pen without ink cartridge, for manual labeling of markers, labeling extremely wipe-proof, line thickness 0.35 mm

Marker pen - B-STIFT - 1051993



Marker pen, for manual labeling of unprinted Zack strips, smear-proof and waterproof, line thickness 0.5 mm

Plug

Inline shield connector - IB IL SCN-6 SHIELD - 2726353



Inline shield connector

Inline terminal - IB IL AO 2/SF-PAC - 2863083

Accessories

Inline plug - IB IL SCN-8 - 2726337



Connector, for digital 1, 2 or 8-channel Inline terminals

Inline plug - IB IL SCN-8-CP - 2727608



Inline connector, colored

Terminal marking

Insert strip - ESL 62X10 - 0809492



Insert strip, Sheet, white, Unlabeled, Can be labeled with: Office printing systems, Plotter: Laser printer, Mounting type: Insert, Lettering field: 62 x 10 mm

Zack Marker strip, flat - ZBF 6:UNBEDRUCKT - 0808710



Zack Marker strip, flat, Strip, white, Unlabeled, Can be labeled with: Plotter, Mounting type: Snap into flat marker groove, For terminal block width: 6.2 mm, Lettering field: 5.15 x 6.15 mm

Flat zack marker sheet - ZBFM 6/WH:UNBEDRUCKT - 0803618

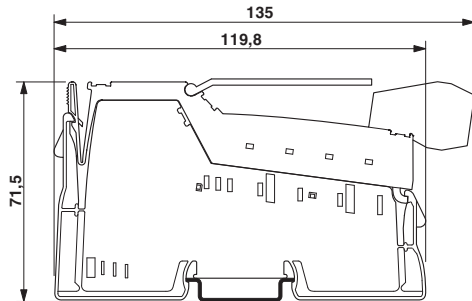


Flat zack marker sheet, Sheet, white, Unlabeled, Can be labeled with: Plotter, Mounting type: Snap into flat marker groove, For terminal block width: 6.2 mm, Lettering field: 5 x 5.5 mm

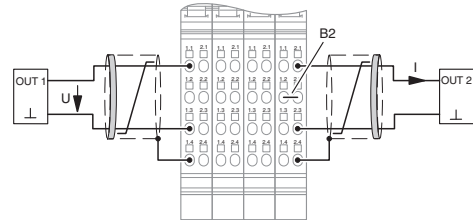
Drawings

Inline terminal - IB IL AO 2/SF-PAC - 2863083

Dimensioned drawing



Connection diagram



Block diagram

