

MAIN CONTROL SWITCH 3-POLE IU=63, P/AC-23A
AT 400V=22KW FRONT MOUNTING FOUR-HOLE
MOUNTING ROTARY ACTUATOR BLACK



Model		
product brand name		SETRON
Product designation		Switch disconnecter
Design of the product		Switch Disconnecter 3LD
Design of the operating mechanism		4-hole
Type of the driving mechanism / motor drive		No
General technical data		
Number of poles		3
Type of device		fixed mounting
Operating frequency / maximum	1/h	50
Voltage		
Insulation voltage / rated value	V	690
Surge voltage resistance / rated value	kV	6
Protection class		
Protection class IP / on the front		IP65
Dissipation		
Power loss [W]		

- for rated value of the current / at AC / in hot operating state / per pole

W 4.5

Electricity

Continuous current / rated value	A	63
Short-time current resistance (I _{cw}) / at 690 V / limited to 1 s / rated value	A	1 260

Main circuit

Operating frequency		
• initial value	Hz	50
• Full-scale value	Hz	60
Operating power		
• at AC-23 A / at 400 V / rated value	kW	22
• at AC-23 A / at 690 V / rated value	kW	18.5
• at AC-3 / at 400 V / rated value	kW	18.5
• at AC-3 / at 690 V / rated value	kW	15
Operating voltage		
• at AC / at 50/60 Hz / rated value	V	690

Auxiliary circuit

Number of CO contacts / for auxiliary contacts		0
Number of NC contacts / for auxiliary contacts		0
Number of NO contacts / for auxiliary contacts		0
Operating voltage / of auxiliary contacts / at AC / maximum	V	500
Continuous current / of the auxiliary contact / rated value	A	10
Insulation voltage / of the auxiliary switch / rated value	V	500

Suitability

Suitability for use		
• Main switch		Yes
• switch disconnector		Yes
• EMERGENCY OFF switch		No
• safety switch		Yes
• maintenance/repair switch		Yes

Product details

Product feature / interlock		Yes
Product expansion / optional		
• motor drive		No
• Voltage trigger		No

Connections

Type of connectable conductor cross-sections

<ul style="list-style-type: none"> • for auxiliary contacts <ul style="list-style-type: none"> — solid — finely stranded / with core end processing — stranded 		2x (0,75 ... 2,5 mm ²), 1x 4 mm ² 2x (0,75 ... 1,5 mm ²), 1x 2,5 mm ² 2x (0,75 ... 2,5 mm ²), 1x 4 mm ²
Type of electrical connection <ul style="list-style-type: none"> • for main current circuit • for auxiliary contacts 		box terminals connection terminals

Requirements

Design of the fuse link <ul style="list-style-type: none"> • for short-circuit protection of the main circuit / required • for short-circuit protection of the auxiliary switch / required 		fuse gL/gG: 63 A fuse gL/gG: 10 A
---	--	--

Mechanical Design

Height	mm	106
Width	mm	90
Depth	mm	110.5
Mounting type		front mounting
Mounting type <ul style="list-style-type: none"> • front mounting with 4-hole attachment • front mounting with central attachment • rail mounting 		Yes No No
Net weight	g	405

Environmental conditions

Ambient temperature <ul style="list-style-type: none"> • during operation / minimum • during operation / maximum 	°C °C	-25 55
---	----------	-----------

Certificates

Equipment marking <ul style="list-style-type: none"> • acc. to DIN EN 61346-2 • acc. to DIN EN 81346-2 		S SF
---	--	---------

General Product Approval				Declaration of Conformity	Test Certificates
 CCC	 CSA	 UL		 EG-Konf.	spezielle Prüfbescheinigungen

Shipping Approval	other
-------------------	-------



GL

[Umweltbestätigung](#)

Further information

Information- and Downloadcenter (Catalogs, Brochures,...)

<http://www.siemens.com/lowvoltage/catalogs>

Industry Mall (Online ordering system)

<https://eb.automation.siemens.com/mall/en/WW/Catalog/Product/3LD25040TK51>

Service&Support (Manuals, Certificates, Characteristics, FAQs,...)

<http://support.automation.siemens.com/WW/view/en/3LD25040TK51/all>

Image database (product images, 2D dimension drawings, 3D models, device circuit diagrams, ...)

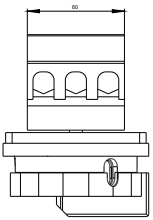
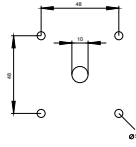
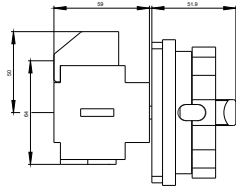
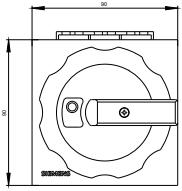
http://www.automation.siemens.com/bilddb/cax_en.aspx?mfb=3LD25040TK51

CAX-Online-Generator

<http://www.siemens.com/cax>

Tender specifications

<http://ausschreibungstexte.siemens.com/tiplv>



last modified:

02.02.2016