

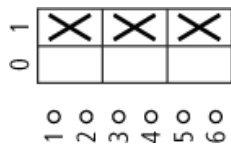
Type: **P5-250/E**
 Article No.: **280935**



Ordering information

Design			Flush mounting
Description			Without auxiliary contacts
Main conducting paths No. of poles		M	3
Auxiliary contacts		N/O	0
Auxiliary contacts		B	0
Max. three-phase motor rating (per set of 3 contacts) 50-60 Hz AC-3 400/415 V 50-60 Hz	P	kW	90
Rated uninterrupted current	I_u	A	250

Contact sequence



General

Standards			IEC/EN 60947, VDE 0660, IEC/EN 60204, CSA,UL Switch-disconnectors to IEC/EN 60947-3
Lifespan, mechanical	Operations	$\times 10^6$	0,08
Maximum operating frequency	Operations/h		50
Climatic proofing			Damp heat, constant, to IEC 60068-2-78; Damp heat, cyclical, to IEC 60068-2-30
Ambient temperature			

Open		°C	--25/50
Enclosed		°C	--25/40
Mounting position			As required
Documentation			Main catalogue HPL

Contacts

Rated operational voltage	U_e	V AC	690
Rated impulse withstand voltage	U_{imp}	V AC	8000
Overvoltage category/pollution degree			III/3
Load-carrying capacity in intermittent operation, Class 12			
AB 25 % DF		$\times I_e$	2
AB 40 % DF		$\times I_e$	1,6
AB 60 % DF		$\times I_e$	1,3
Short-circuit rating			
Fuse		A gG/gL	250
Rated short-time withstand current (1 s current)	I_{cw}	A_{rms}	4600
Switching angles		°	90
Current heat loss per contact at I_e		W	13

Terminal capacities

Solid or stranded		mm ²	1 × (16 – 185) 2 × (16 – 70)
Flexible with ferrule to DIN 46228		mm ²	1 × (25 – 120) 2 × (25 – 50)
Terminal screw			Allen screw 6
Tightening torque		Nm	16

Switching capacity

AC			
Rated making capacity $\cos \phi = 0.35$		A	1700
Rated breaking capacity, motor load switch $\cos \phi = 0.35$			
230 V		A	1600
400 V		A	1380
500 V		A	1250
690 V		A	400
Rated operational current 440 V load-break switch AC-21A	I_e	A	250
AC-3 motor load switch motor rating			

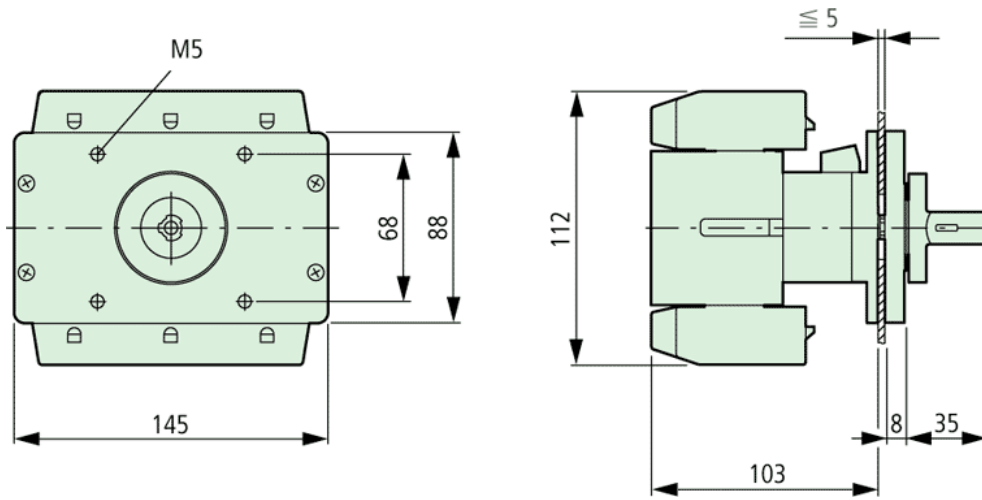
230 V	<i>P</i>	kW	37
400 V	<i>P</i>	kW	55
690 V	<i>P</i>	kW	45
AC–23A Motor load switches (main switches maintenance switches)			
230 V	<i>P</i>	kW	37
400 V	<i>P</i>	kW	90
690 V	<i>P</i>	kW	45
DC			
DC–1, Load–break switches L/R = 1 ms			
Rated operational current	<i>I_e</i>	A	250
Voltage per contact pair in series		V	42
DC–23A, Motor load switches L/R = 15 ms			
24 V			
Rated operational current	<i>I_e</i>	A	250
Contacts		Quantity	3
48 V			
Rated operational current	<i>I_e</i>	A	250
Contacts		Quantity	3
60 V			
Rated operational current	<i>I_e</i>	A	250
Contacts		Quantity	3
120 V			
Rated operational current	<i>I_e</i>	A	80
Contacts		Quantity	3

Notes

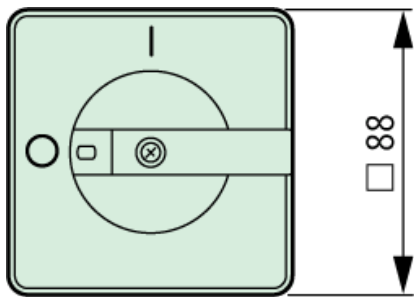
			<p>Main switch characteristics to IEC/EN 60204; positive opening of contacts, operator element positively located on shaft</p> <p>The rated uninterrupted current I_u is stated at max. connected cross–section. For terminal capacity solid, stranded and flexible: Max. 2 cross–section sizes difference admissible when using 2 conductors.</p>
--	--	--	---

Dimensions

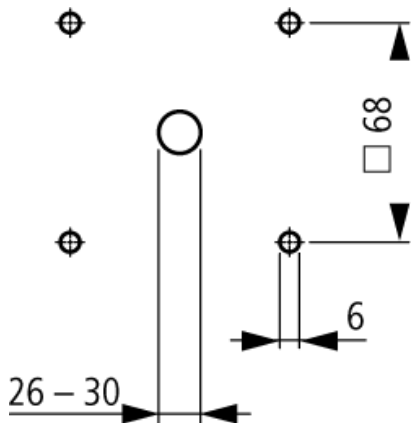
Dimensions



Dimensions



Dimensions



Moeller GmbH, Hein-Moeller-Str. 7-11, D-53115 Bonn
 E-Mail: catalog@moeller.net, Internet: www.moeller.net, <http://catalog.moeller.net>
 Copyright 2006 by Moeller GmbH. Subject to modifications. HPL-C2006GB-INT V2.3